

Site Usage

472 Visits

Previous: 530 (-10.94%)

42.58% Bounce Rate

Previous: 41.32% (3.06%)

2,278 Pageviews

Previous: 2,228 (2.24%)

00:04:44 Avg. Time on Site

Previous: 00:03:40 (29.04%)

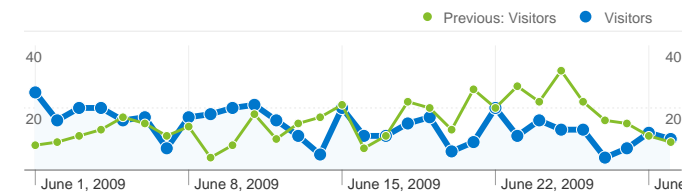
4.83 Pages/Visit

Previous: 4.20 (14.81%)

57.20% % New Visits

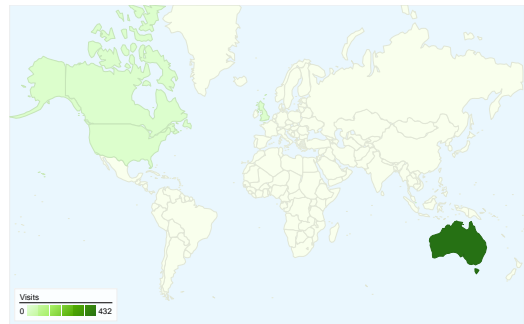
Previous: 59.25% (-3.45%)

Visitors Overview

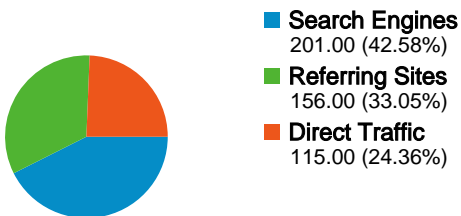


Visitors
320

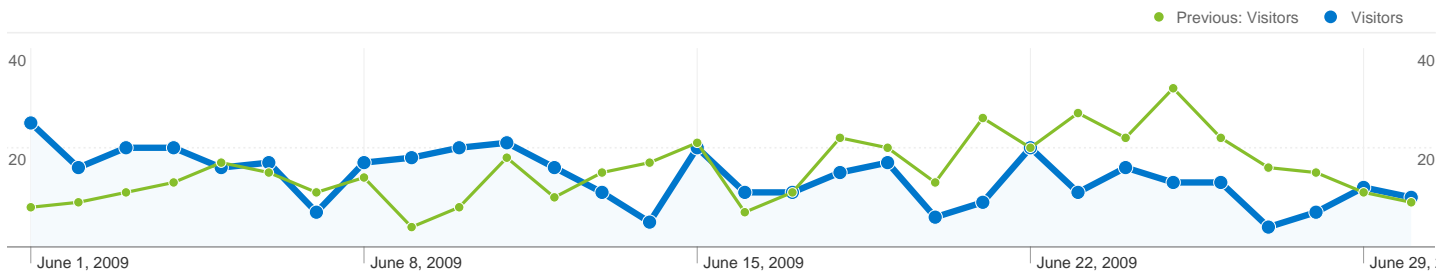
Map Overlay world



Traffic Sources Overview



Content Overview		
Pages	Pageviews	% Pageviews
/drupal2/index.php		
Jun 1, 2009 - Jun 30, 2009	341	14.97%
May 1, 2009 - May 31, 2009	386	17.32%
% Change	-11.66%	-13.60%
/drupal2/		
Jun 1, 2009 - Jun 30, 2009	105	4.61%
May 1, 2009 - May 31, 2009	145	6.51%
% Change	-27.59%	-29.18%
/drupal2/photo-gallery		
Jun 1, 2009 - Jun 30, 2009	89	3.91%
May 1, 2009 - May 31, 2009	144	6.46%
% Change	-38.19%	-39.55%
/drupal2/sat_map		
Jun 1, 2009 - Jun 30, 2009	66	2.90%
May 1, 2009 - May 31, 2009	48	2.15%
% Change	37.50%	34.48%
/drupal2/image/tid/43		
Jun 1, 2009 - Jun 30, 2009	56	2.46%
May 1, 2009 - May 31, 2009	11	0.49%
% Change	409.09%	397.92%



320 people visited this site

472 Visits

Previous: 530 (-10.94%)

320 Absolute Unique Visitors

Previous: 368 (-13.04%)

2,278 Pageviews

Previous: 2,228 (2.24%)

4.83 Average Pageviews

Previous: 4.20 (14.81%)

00:04:44 Time on Site

Previous: 00:03:40 (29.04%)

42.58% Bounce Rate

Previous: 41.32% (3.06%)

57.20% New Visits

Previous: 59.25% (-3.45%)

Technical Profile

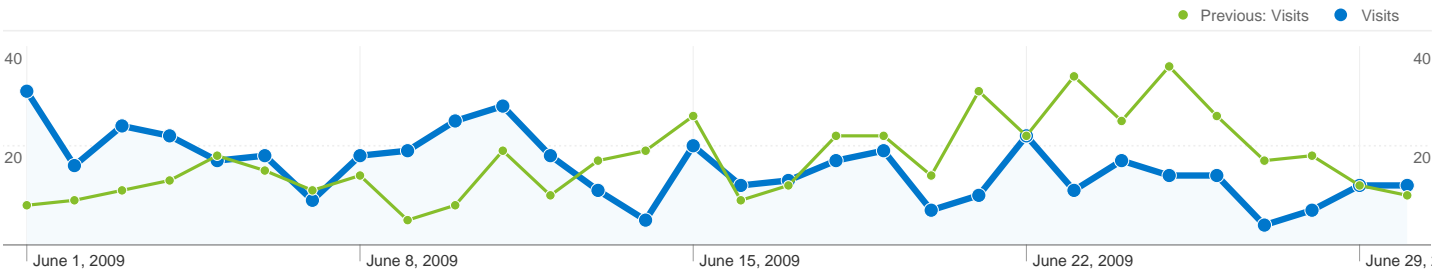
Browser	Visits	% visits	Connection Speed	Visits	% visits
Internet Explorer			Unknown		
Jun 1, 2009 - Jun 30, 2009	295	62.50%	Jun 1, 2009 - Jun 30, 2009	344	72.88%
May 1, 2009 - May 31, 2009	348	65.66%	May 1, 2009 - May 31, 2009	378	71.32%
% Change	-15.23%	-4.81%	% Change	-8.99%	2.19%
Firefox			DSL		
Jun 1, 2009 - Jun 30, 2009	138	29.24%	Jun 1, 2009 - Jun 30, 2009	64	13.56%
May 1, 2009 - May 31, 2009	132	24.91%	May 1, 2009 - May 31, 2009	57	10.75%
% Change	4.55%	17.39%	% Change	12.28%	26.08%

Safari		
Jun 1, 2009 - Jun 30, 2009	27	5.72%
May 1, 2009 - May 31, 2009	29	5.47%
% Change	-6.90%	4.54%
Chrome		
Jun 1, 2009 - Jun 30, 2009	9	1.91%
May 1, 2009 - May 31, 2009	11	2.08%
% Change	-18.18%	-8.13%
Mozilla		
Jun 1, 2009 - Jun 30, 2009	2	0.42%
May 1, 2009 - May 31, 2009	3	0.57%
% Change	-33.33%	-25.14%




T1		
Jun 1, 2009 - Jun 30, 2009	26	5.51%
May 1, 2009 - May 31, 2009	34	6.42%
% Change	-23.53%	-14.13%
Cable		
Jun 1, 2009 - Jun 30, 2009	20	4.24%
May 1, 2009 - May 31, 2009	31	5.85%
% Change	-35.48%	-27.56%
Dialup		
Jun 1, 2009 - Jun 30, 2009	18	3.81%
May 1, 2009 - May 31, 2009	30	5.66%
% Change	-40.00%	-32.63%

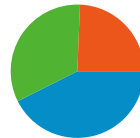
Traffic Sources Overview

Jun 1, 2009 - Jun 30, 2009
Comparing to: May 1, 2009 - May 31, 2009



All traffic sources sent a total of 472 visits

-  **24.36% Direct Traffic**
Previous: 25.85% (-5.74%)
-  **33.05% Referring Sites**
Previous: 36.23% (-8.77%)
-  **42.58% Search Engines**
Previous: 37.92% (12.29%)



- **Search Engines**
201.00 (42.58%)
- **Referring Sites**
156.00 (33.05%)
- **Direct Traffic**
115.00 (24.36%)

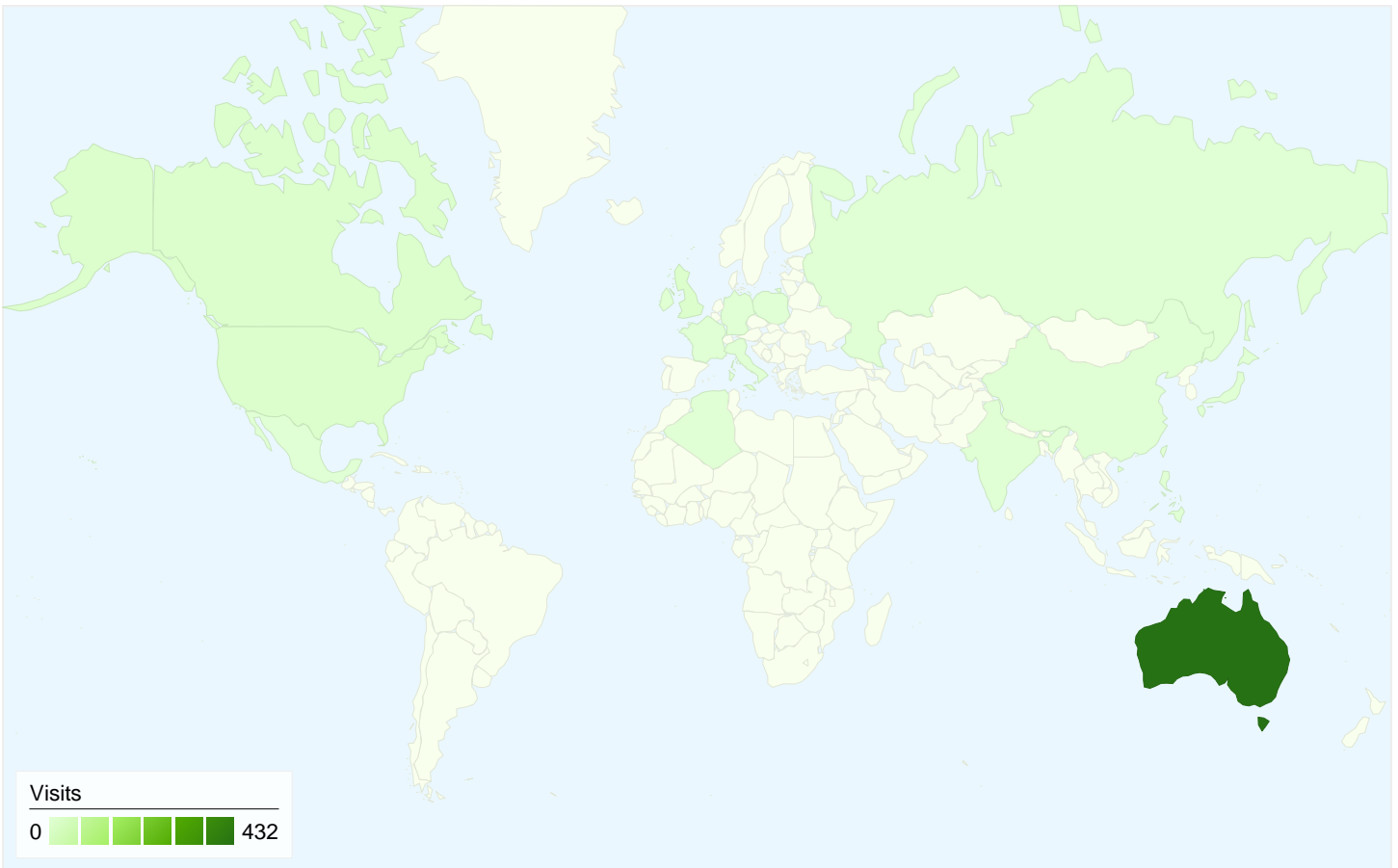
Top Traffic Sources

Sources	Visits	% visits
google (organic)		
Jun 1, 2009 - Jun 30, 2009	182	38.56%
May 1, 2009 - May 31, 2009	186	35.09%
% Change	-2.15%	9.87%
coolrunning.com.au (referral)		
Jun 1, 2009 - Jun 30, 2009	125	26.48%
May 1, 2009 - May 31, 2009	162	30.57%
% Change	-22.84%	-13.36%
(direct) ((none))		
Jun 1, 2009 - Jun 30, 2009	115	24.36%
May 1, 2009 - May 31, 2009	137	25.85%
% Change	-16.06%	-5.74%
yahoo (organic)		
Jun 1, 2009 - Jun 30, 2009	18	3.81%
May 1, 2009 - May 31, 2009	14	2.64%
% Change	28.57%	44.37%
by109w.bay109.mail.live.com (referral)		

Keywords	Visits	% visits
woodstock runners		
Jun 1, 2009 - Jun 30, 2009	43	21.39%
May 1, 2009 - May 31, 2009	38	18.91%
% Change	13.16%	13.16%
brendan davies		
Jun 1, 2009 - Jun 30, 2009	14	6.97%
May 1, 2009 - May 31, 2009	24	11.94%
% Change	-41.67%	-41.67%
thalia anthony		
Jun 1, 2009 - Jun 30, 2009	14	6.97%
May 1, 2009 - May 31, 2009	19	9.45%
% Change	-26.32%	-26.32%
woodstock runenrs		
Jun 1, 2009 - Jun 30, 2009	12	5.97%
May 1, 2009 - May 31, 2009	7	3.48%
% Change	71.43%	71.43%
woodstock running club		

Jun 1, 2009 - Jun 30, 2009	15	3.18%
May 1, 2009 - May 31, 2009	4	0.75%
% Change	275.00%	321.08%

Jun 1, 2009 - Jun 30, 2009	7	3.48%
May 1, 2009 - May 31, 2009	4	1.99%
% Change	75.00%	75.00%

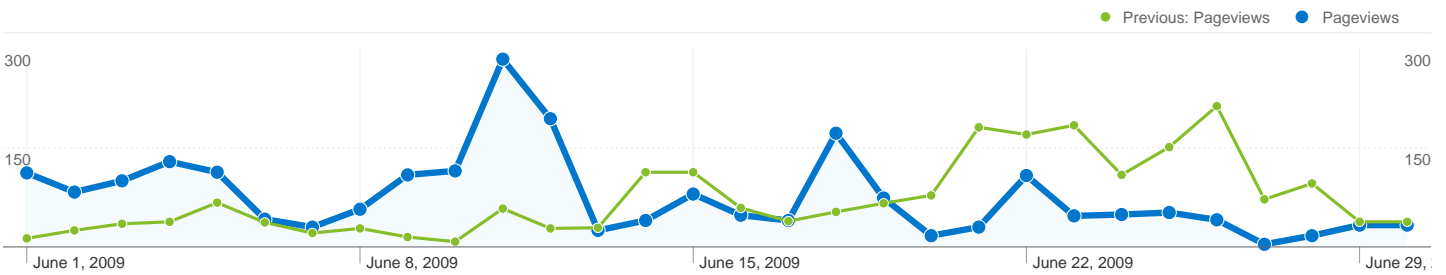


472 visits came from 18 countries/territories

Site Usage

Visits	Pages/Visit	Avg. Time on Site	% New Visits	Bounce Rate	
472 Previous: 530 (-10.94%)	4.83 Previous: 4.20 (14.81%)	00:04:44 Previous: 00:03:40 (29.04%)	57.20% Previous: 59.25% (-3.45%)	42.58% Previous: 41.32% (3.06%)	
Country/Territory	Visits	Pages/Visit	Avg. Time on Site	% New Visits	Bounce Rate
Australia					
June 1, 2009 - June 30, 2009	432	4.78	00:04:49	55.32%	40.51%
May 1, 2009 - May 31, 2009	476	4.48	00:03:58	55.25%	37.61%
% Change	-9.24%	6.77%	21.60%	0.13%	7.72%
United States					
June 1, 2009 - June 30, 2009	11	2.82	00:00:55	81.82%	81.82%
May 1, 2009 - May 31, 2009	22	1.68	00:00:31	86.36%	72.73%
% Change	-50.00%	67.57%	77.42%	-5.26%	12.50%
United Kingdom					
June 1, 2009 - June 30, 2009	10	13.00	00:10:55	70.00%	30.00%


May 1, 2009 - May 31, 2009	8	2.75	00:03:12	100.00%	50.00%
% Change	25.00%	372.73%	241.04%	-30.00%	-40.00%
Canada					
June 1, 2009 - June 30, 2009	10	2.50	00:00:40	100.00%	80.00%
May 1, 2009 - May 31, 2009	6	1.83	00:00:16	100.00%	83.33%
% Change	66.67%	36.36%	160.00%	0.00%	-4.00%
Singapore					
June 1, 2009 - June 30, 2009	3	2.67	00:05:23	0.00%	33.33%
May 1, 2009 - May 31, 2009	1	6.00	00:08:41	100.00%	0.00%
% Change	200.00%	-55.56%	-37.94%	-100.00%	100.00%
Ireland					
June 1, 2009 - June 30, 2009	2	1.00	00:00:00	100.00%	100.00%
May 1, 2009 - May 31, 2009	4	1.00	00:00:00	100.00%	100.00%
% Change	-50.00%	0.00%	0.00%	0.00%	0.00%
India					
June 1, 2009 - June 30, 2009	1	1.00	00:00:00	100.00%	100.00%
May 1, 2009 - May 31, 2009	2	2.00	00:02:52	100.00%	50.00%
% Change	-50.00%	-50.00%	-100.00%	0.00%	100.00%
Hong Kong					
June 1, 2009 - June 30, 2009	1	13.00	00:07:59	0.00%	0.00%
May 1, 2009 - May 31, 2009	0	0.00	00:00:00	0.00%	0.00%
% Change	100.00%	100.00%	100.00%	0.00%	0.00%
France					
June 1, 2009 - June 30, 2009	1	1.00	00:00:00	100.00%	100.00%
May 1, 2009 - May 31, 2009	3	1.00	00:00:00	100.00%	100.00%
% Change	-66.67%	0.00%	0.00%	0.00%	0.00%
Germany					
June 1, 2009 - June 30, 2009	1	1.00	00:00:00	100.00%	100.00%
May 1, 2009 - May 31, 2009	0	0.00	00:00:00	0.00%	0.00%
% Change	100.00%	100.00%	0.00%	100.00%	100.00%
1 - 10 of 18					



Pages on this site were viewed a total of 2,278 times

 **2,278 Pageviews**
Previous: 2,228 (2.24%)

 **1,634 Unique Views**
Previous: 1,612 (1.36%)

 **42.58% Bounce Rate**
Previous: 41.32% (3.06%)

Top Content

Pages	Pageviews	% Pageviews
/drupal2/index.php		
Jun 1, 2009 - Jun 30, 2009	341	14.97%
May 1, 2009 - May 31, 2009	386	17.32%
% Change	-11.66%	-13.60%
/drupal2/		
Jun 1, 2009 - Jun 30, 2009	105	4.61%
May 1, 2009 - May 31, 2009	145	6.51%
% Change	-27.59%	-29.18%
/drupal2/photo-gallery		
Jun 1, 2009 - Jun 30, 2009	89	3.91%
May 1, 2009 - May 31, 2009	144	6.46%
% Change	-38.19%	-39.55%
/drupal2/sat_map		
Jun 1, 2009 - Jun 30, 2009	66	2.90%
May 1, 2009 - May 31, 2009	48	2.15%
% Change	37.50%	34.48%
/drupal2/image/tid/43		

Jun 1, 2009 - Jun 30, 2009	56	2.46%
May 1, 2009 - May 31, 2009	11	0.49%
% Change	409.09%	397.92%