

Site Usage

530 Visits

Previous: 486 (9.05%)

41.32% Bounce Rate

Previous: 51.03% (-19.02%)

2,228 Pageviews

Previous: 1,466 (51.98%)

00:03:40 Avg. Time on Site

Previous: 00:02:08 (71.42%)

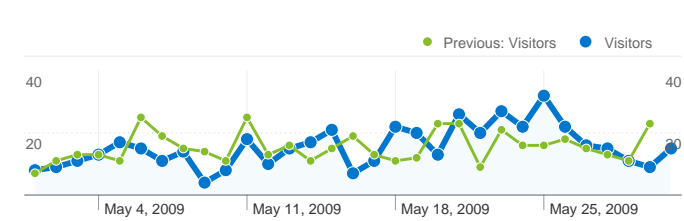
4.20 Pages/Visit

Previous: 3.02 (39.36%)

59.25% % New Visits

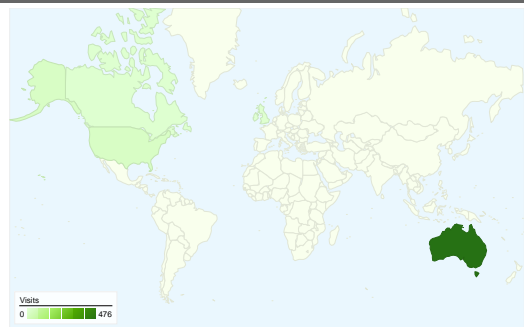
Previous: 71.19% (-16.78%)

Visitors Overview

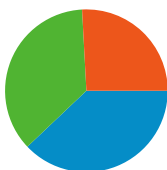


Visitors
368

Map Overlay world

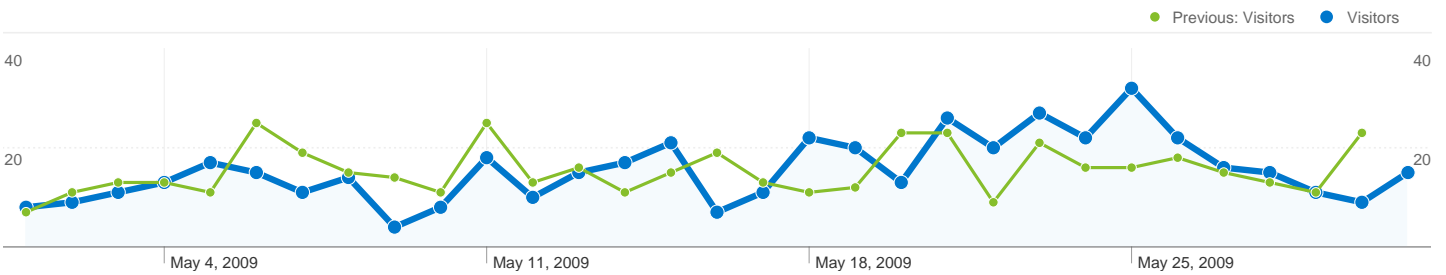


Traffic Sources Overview




- **Search Engines**
201.00 (37.92%)
- **Referring Sites**
192.00 (36.23%)
- **Direct Traffic**
137.00 (25.85%)


Content Overview		
Pages	Pageviews	% Pageviews
/drupal2/index.php		
May 1, 2009 - May 31, 2009	386	17.32%
Apr 1, 2009 - Apr 30, 2009	329	22.44%
% Change	17.33%	-22.80%
/drupal2/		
May 1, 2009 - May 31, 2009	145	6.51%
Apr 1, 2009 - Apr 30, 2009	77	5.25%
% Change	88.31%	23.91%
/drupal2/photo-gallery		
May 1, 2009 - May 31, 2009	144	6.46%
Apr 1, 2009 - Apr 30, 2009	37	2.52%
% Change	289.19%	156.08%
/drupal2/node		
May 1, 2009 - May 31, 2009	53	2.38%
Apr 1, 2009 - Apr 30, 2009	26	1.77%
% Change	103.85%	34.13%
/drupal2/sat_map		
May 1, 2009 - May 31, 2009	48	2.15%
Apr 1, 2009 - Apr 30, 2009	78	5.32%
% Change	-38.46%	-59.51%





368 people visited this site


 **530 Visits**
 Previous: 486 (9.05%)


 **368 Absolute Unique Visitors**
 Previous: 394 (-6.60%)

 **2,228 Pageviews**
 Previous: 1,466 (51.98%)

 **4.20 Average Pageviews**
 Previous: 3.02 (39.36%)

 **00:03:40 Time on Site**
 Previous: 00:02:08 (71.42%)

 **41.32% Bounce Rate**
 Previous: 51.03% (-19.02%)

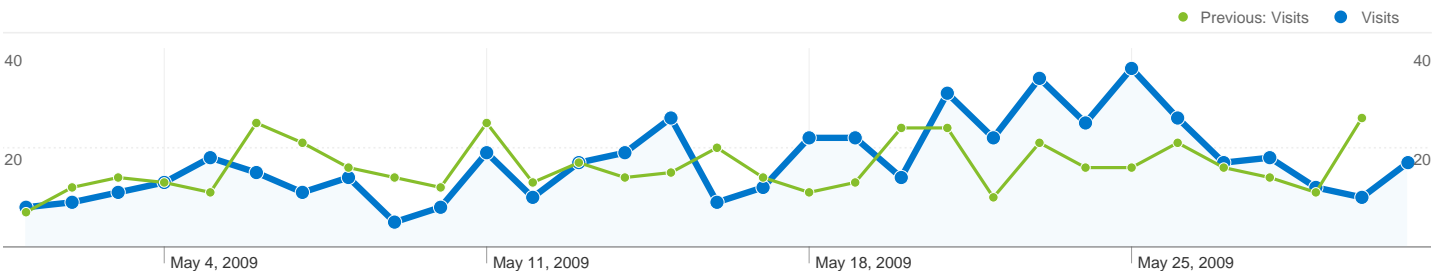
 **59.25% New Visits**
 Previous: 71.19% (-16.78%)

Technical Profile




Browser	Visits	% visits	Connection Speed	Visits	% visits
Internet Explorer			Unknown		
May 1, 2009 - May 31, 2009	348	65.66%	May 1, 2009 - May 31, 2009	378	71.32%
Apr 1, 2009 - Apr 30, 2009	295	60.70%	Apr 1, 2009 - Apr 30, 2009	355	73.05%
% Change	17.97%	8.17%	% Change	6.48%	-2.36%
Firefox			DSL		
May 1, 2009 - May 31, 2009	132	24.91%	May 1, 2009 - May 31, 2009	57	10.75%
Apr 1, 2009 - Apr 30, 2009	144	29.63%	Apr 1, 2009 - Apr 30, 2009	50	10.29%
% Change	-8.33%	-15.94%	% Change	14.00%	4.54%

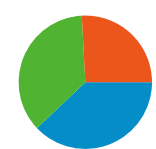
Safari		
May 1, 2009 - May 31, 2009	29	5.47%
Apr 1, 2009 - Apr 30, 2009	35	7.20%
% Change	-17.14%	-24.02%
Chrome		
May 1, 2009 - May 31, 2009	11	2.08%
Apr 1, 2009 - Apr 30, 2009	4	0.82%
% Change	175.00%	152.17%
Mozilla		
May 1, 2009 - May 31, 2009	3	0.57%
Apr 1, 2009 - Apr 30, 2009	4	0.82%
% Change	-25.00%	-31.23%

T1		
May 1, 2009 - May 31, 2009	34	6.42%
Apr 1, 2009 - Apr 30, 2009	22	4.53%
% Change	54.55%	41.72%
Cable		
May 1, 2009 - May 31, 2009	31	5.85%
Apr 1, 2009 - Apr 30, 2009	40	8.23%
% Change	-22.50%	-28.93%
Dialup		
May 1, 2009 - May 31, 2009	30	5.66%
Apr 1, 2009 - Apr 30, 2009	19	3.91%
% Change	57.89%	44.79%



All traffic sources sent a total of 530 visits

- 
25.85% Direct Traffic
 Previous: 18.31% (41.15%)
- 
36.23% Referring Sites
 Previous: 41.56% (-12.84%)
- 
37.92% Search Engines
 Previous: 40.12% (-5.48%)



- **Search Engines**
 201.00 (37.92%)
- **Referring Sites**
 192.00 (36.23%)
- **Direct Traffic**
 137.00 (25.85%)

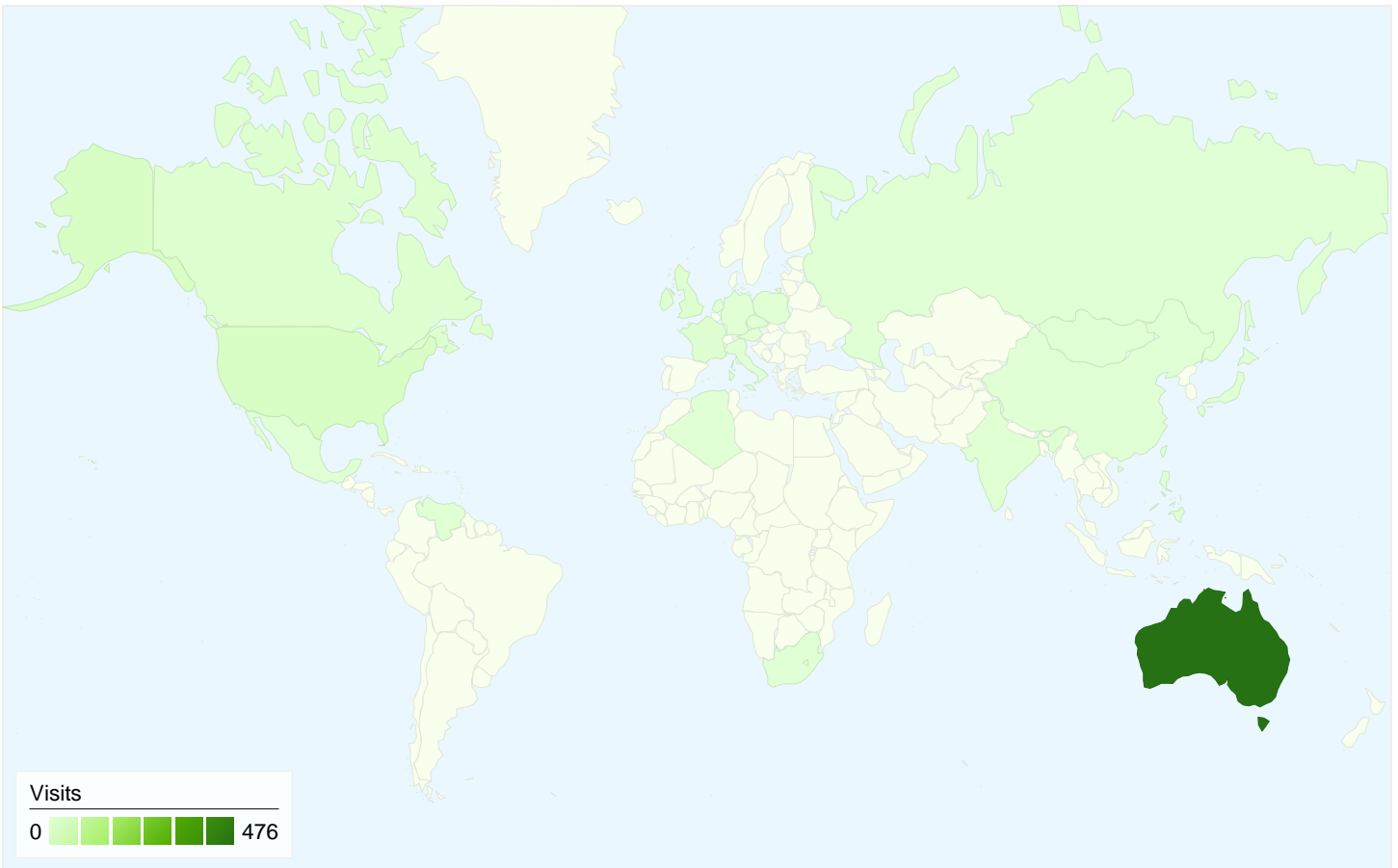
Top Traffic Sources

Sources	Visits	% visits
google (organic)		
May 1, 2009 - May 31, 2009	186	35.09%
Apr 1, 2009 - Apr 30, 2009	183	37.65%
% Change	1.64%	-6.80%
coolrunning.com.au (referral)		
May 1, 2009 - May 31, 2009	162	30.57%
Apr 1, 2009 - Apr 30, 2009	183	37.65%
% Change	-11.48%	-18.82%
(direct) ((none))		
May 1, 2009 - May 31, 2009	137	25.85%
Apr 1, 2009 - Apr 30, 2009	89	18.31%
% Change	53.93%	41.15%
yahoo (organic)		
May 1, 2009 - May 31, 2009	14	2.64%
Apr 1, 2009 - Apr 30, 2009	8	1.65%
% Change	75.00%	60.47%
by109w.bay109.mail.live.com (referral)		

Keywords	Visits	% visits
woodstock runners		
May 1, 2009 - May 31, 2009	38	18.91%
Apr 1, 2009 - Apr 30, 2009	45	23.08%
% Change	-15.56%	-18.08%
brendan davies		
May 1, 2009 - May 31, 2009	24	11.94%
Apr 1, 2009 - Apr 30, 2009	13	6.67%
% Change	84.62%	79.10%
thalia anthony		
May 1, 2009 - May 31, 2009	19	9.45%
Apr 1, 2009 - Apr 30, 2009	14	7.18%
% Change	35.71%	31.66%
woodstock runenrs		
May 1, 2009 - May 31, 2009	7	3.48%
Apr 1, 2009 - Apr 30, 2009	4	2.05%
% Change	75.00%	69.78%
woodstock running club		

May 1, 2009 - May 31, 2009	4	0.75%
Apr 1, 2009 - Apr 30, 2009	0	0.00%
% Change	100.00%	100.00%

May 1, 2009 - May 31, 2009	4	1.99%
Apr 1, 2009 - Apr 30, 2009	3	1.54%
% Change	33.33%	29.35%



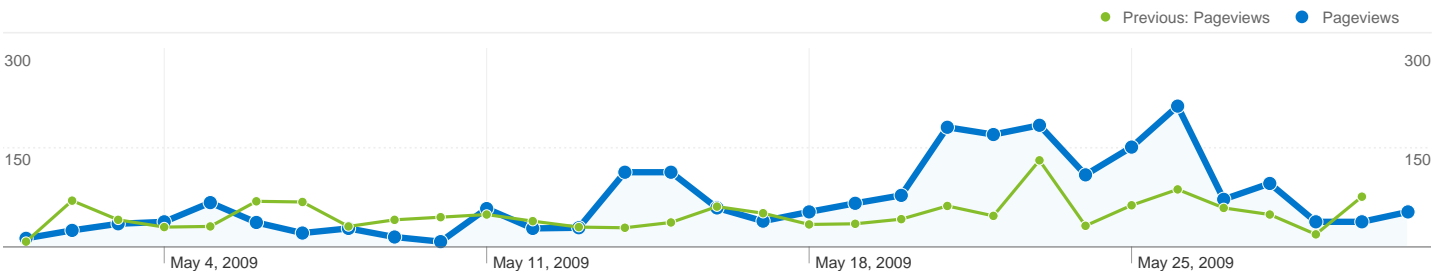
530 visits came from 25 countries/territories

Site Usage


Visits	Pages/Visit	Avg. Time on Site	% New Visits	Bounce Rate	
530 Previous: 486 (9.05%)	4.20 Previous: 3.02 (39.36%)	00:03:40 Previous: 00:02:08 (71.42%)	59.25% Previous: 71.19% (-16.78%)	41.32% Previous: 51.03% (-19.02%)	
Country/Territory	Visits	Pages/Visit	Avg. Time on Site	% New Visits	Bounce Rate
Australia					
May 1, 2009 - May 31, 2009	476	4.48	00:03:58	55.25%	37.61%
April 1, 2009 - April 30, 2009	423	3.21	00:02:22	67.38%	48.94%
% Change	12.53%	39.72%	67.60%	-17.99%	-23.15%
United States					
May 1, 2009 - May 31, 2009	22	1.68	00:00:31	86.36%	72.73%
April 1, 2009 - April 30, 2009	31	1.58	00:00:18	100.00%	67.74%
% Change	-29.03%	6.40%	76.98%	-13.64%	7.36%
United Kingdom					
May 1, 2009 - May 31, 2009	8	2.75	00:03:12	100.00%	50.00%

April 1, 2009 - April 30, 2009	4	3.50	00:01:04	75.00%	50.00%
% Change	100.00%	-21.43%	198.83%	33.33%	0.00%
Canada					
May 1, 2009 - May 31, 2009	6	1.83	00:00:16	100.00%	83.33%
April 1, 2009 - April 30, 2009	8	1.12	00:00:09	100.00%	87.50%
% Change	-25.00%	62.96%	72.22%	0.00%	-4.76%
Ireland					
May 1, 2009 - May 31, 2009	4	1.00	00:00:00	100.00%	100.00%
April 1, 2009 - April 30, 2009	4	1.75	00:00:14	100.00%	75.00%
% Change	0.00%	-42.86%	-100.00%	0.00%	33.33%
France					
May 1, 2009 - May 31, 2009	3	1.00	00:00:00	100.00%	100.00%
April 1, 2009 - April 30, 2009	0	0.00	00:00:00	0.00%	0.00%
% Change	100.00%	100.00%	0.00%	100.00%	100.00%
India					
May 1, 2009 - May 31, 2009	2	2.00	00:02:52	100.00%	50.00%
April 1, 2009 - April 30, 2009	0	0.00	00:00:00	0.00%	0.00%
% Change	100.00%	100.00%	100.00%	100.00%	100.00%
Poland					
May 1, 2009 - May 31, 2009	1	1.00	00:00:00	100.00%	100.00%
April 1, 2009 - April 30, 2009	1	1.00	00:00:00	100.00%	100.00%
% Change	0.00%	0.00%	0.00%	0.00%	0.00%
Algeria					
May 1, 2009 - May 31, 2009	1	1.00	00:00:00	100.00%	100.00%
April 1, 2009 - April 30, 2009	0	0.00	00:00:00	0.00%	0.00%
% Change	100.00%	100.00%	0.00%	100.00%	100.00%
Singapore					
May 1, 2009 - May 31, 2009	1	6.00	00:08:41	100.00%	0.00%
April 1, 2009 - April 30, 2009	1	1.00	00:00:00	100.00%	100.00%
% Change	0.00%	500.00%	100.00%	0.00%	-100.00%

1 - 10 of 25



Pages on this site were viewed a total of 2,228 times

 **2,228 Pageviews**

Previous: 1,466 (51.98%)

 **1,612 Unique Views**

Previous: 1,108 (45.49%)

 **41.32% Bounce Rate**

Previous: 51.03% (-19.02%)

Top Content

Pages	Pageviews	% Pageviews
/drupal2/index.php		
May 1, 2009 - May 31, 2009	386	17.32%
Apr 1, 2009 - Apr 30, 2009	329	22.44%
% Change	17.33%	-22.80%
/drupal2/		
May 1, 2009 - May 31, 2009	145	6.51%
Apr 1, 2009 - Apr 30, 2009	77	5.25%
% Change	88.31%	23.91%
/drupal2/photo-gallery		
May 1, 2009 - May 31, 2009	144	6.46%
Apr 1, 2009 - Apr 30, 2009	37	2.52%
% Change	289.19%	156.08%
/drupal2/node		
May 1, 2009 - May 31, 2009	53	2.38%
Apr 1, 2009 - Apr 30, 2009	26	1.77%
% Change	103.85%	34.13%
/drupal2/sat_map		

May 1, 2009 - May 31, 2009	48	2.15%
Apr 1, 2009 - Apr 30, 2009	78	5.32%
% Change	-38.46%	-59.51%