

## Site Usage

**545 Visits**

Previous: 422 (29.15%)

**39.08% Bounce Rate**

Previous: 41.00% (-4.67%)

**2,380 Pageviews**

Previous: 1,899 (25.33%)

**00:05:04 Avg. Time on Site**

Previous: 00:04:36 (9.93%)

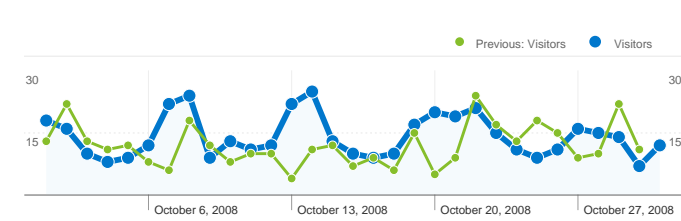
**4.37 Pages/Visit**

Previous: 4.50 (-2.96%)

**44.04% % New Visits**

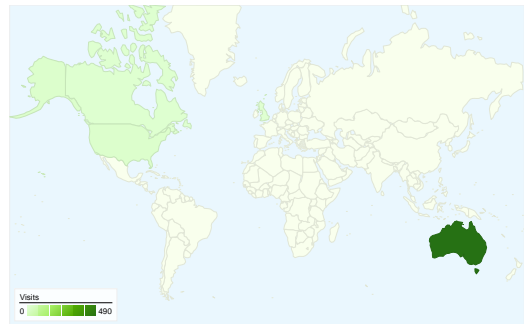
Previous: 49.53% (-11.08%)

## Visitors Overview

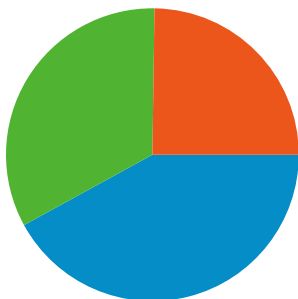


**Visitors**  
**280**

## Map Overlay world

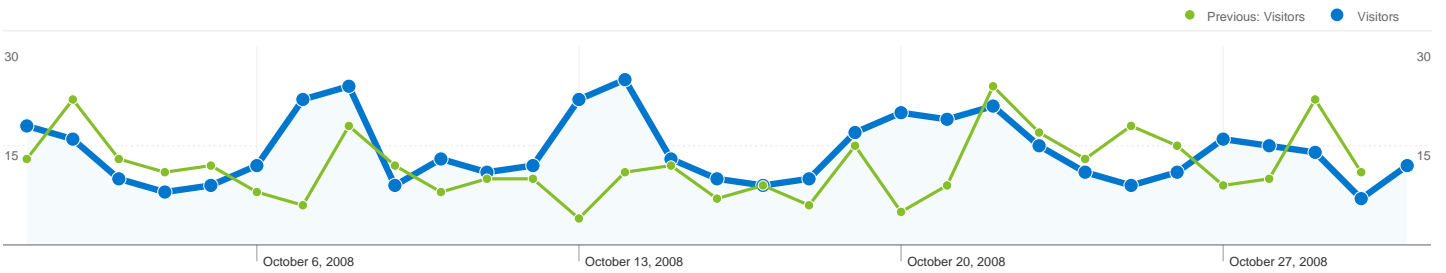


## Traffic Sources Overview



- **Referring Sites**  
229.00 (42.02%)
- **Search Engines**  
181.00 (33.21%)
- **Direct Traffic**  
135.00 (24.77%)

Content Overview		
Pages	Pageviews	% Pageviews
/drupal2/index.php		
Oct 1, 2008 - Oct 31, 2008	386	16.22%
Sep 1, 2008 - Sep 30, 2008	284	14.96%
% Change	35.92%	35.92%
/drupal2/		
Oct 1, 2008 - Oct 31, 2008	208	8.74%
Sep 1, 2008 - Sep 30, 2008	135	7.11%
% Change	54.07%	54.07%
/drupal2/node		
Oct 1, 2008 - Oct 31, 2008	78	3.28%
Sep 1, 2008 - Sep 30, 2008	42	2.21%
% Change	85.71%	85.71%
/drupal2/content/summer-2009-calendar		
Oct 1, 2008 - Oct 31, 2008	74	3.11%
Sep 1, 2008 - Sep 30, 2008	31	1.63%
% Change	138.71%	138.71%
/drupal2/content/rankings		
Oct 1, 2008 - Oct 31, 2008	67	2.82%
Sep 1, 2008 - Sep 30, 2008	54	2.84%
% Change	24.07%	24.07%



**280 people visited this site**

**545 Visits**

Previous: 422 (29.15%)

**280 Absolute Unique Visitors**

Previous: 244 (14.75%)

**2,380 Pageviews**

Previous: 1,899 (25.33%)

**4.37 Average Pageviews**

Previous: 4.50 (-2.96%)

**00:05:04 Time on Site**

Previous: 00:04:36 (9.93%)

**39.08% Bounce Rate**

Previous: 41.00% (-4.67%)

**44.04% New Visits**

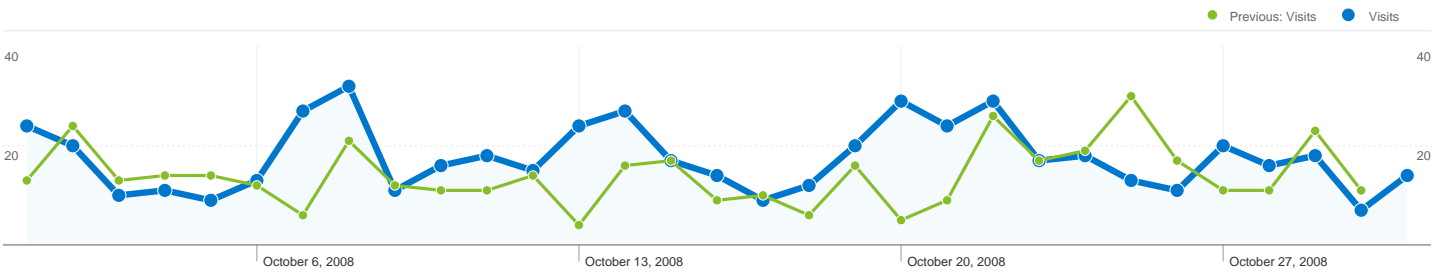
Previous: 49.53% (-11.08%)

**Technical Profile**




Browser	Visits	% visits	Connection Speed	Visits	% visits
Internet Explorer			Unknown		
Oct 1, 2008 - Oct 31, 2008	389	71.38%	Oct 1, 2008 - Oct 31, 2008	453	83.12%
Sep 1, 2008 - Sep 30, 2008	275	65.17%	Sep 1, 2008 - Sep 30, 2008	295	69.91%
% Change	41.45%	41.45%	% Change	53.56%	53.56%
Firefox			DSL		
Oct 1, 2008 - Oct 31, 2008	120	22.02%	Oct 1, 2008 - Oct 31, 2008	39	7.16%
Sep 1, 2008 - Sep 30, 2008	127	30.09%	Sep 1, 2008 - Sep 30, 2008	77	18.25%
% Change	-5.51%	-5.51%	% Change	-49.35%	-49.35%

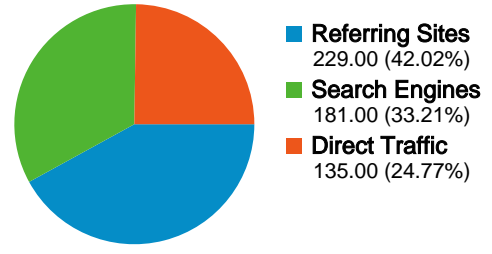
Safari		
Oct 1, 2008 - Oct 31, 2008	31	5.69%
Sep 1, 2008 - Sep 30, 2008	16	3.79%
% Change	93.75%	93.75%
Chrome		
Oct 1, 2008 - Oct 31, 2008	4	0.73%
Sep 1, 2008 - Sep 30, 2008	1	0.24%
% Change	300.00%	300.00%
SeaMonkey		
Oct 1, 2008 - Oct 31, 2008	1	0.18%
Sep 1, 2008 - Sep 30, 2008	1	0.24%
% Change	0.00%	0.00%

T1		
Oct 1, 2008 - Oct 31, 2008	28	5.14%
Sep 1, 2008 - Sep 30, 2008	21	4.98%
% Change	33.33%	33.33%
Cable		
Oct 1, 2008 - Oct 31, 2008	19	3.49%
Sep 1, 2008 - Sep 30, 2008	18	4.27%
% Change	5.56%	5.56%
Dialup		
Oct 1, 2008 - Oct 31, 2008	6	1.10%
Sep 1, 2008 - Sep 30, 2008	9	2.13%
% Change	-33.33%	-33.33%



## All traffic sources sent a total of 545 visits

- 
**24.77% Direct Traffic**  
 Previous: 35.07% (-29.37%)
- 
**42.02% Referring Sites**  
 Previous: 28.20% (49.01%)
- 
**33.21% Search Engines**  
 Previous: 36.73% (-9.58%)



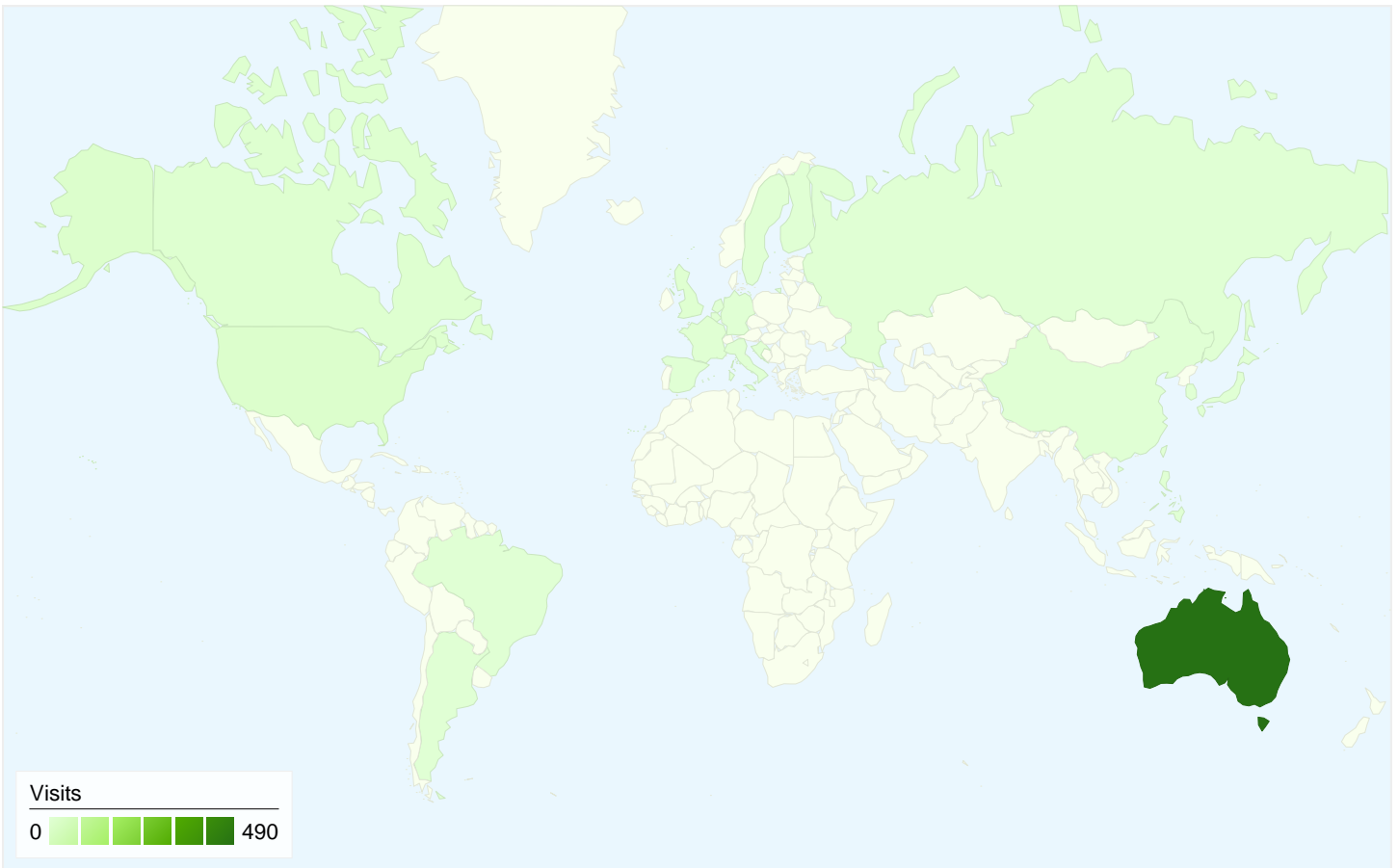
## Top Traffic Sources

Sources	Visits	% visits
coolrunning.com.au (referral)		
Oct 1, 2008 - Oct 31, 2008	191	35.05%
Sep 1, 2008 - Sep 30, 2008	113	26.78%
% Change	69.03%	69.03%
google (organic)		
Oct 1, 2008 - Oct 31, 2008	179	32.84%
Sep 1, 2008 - Sep 30, 2008	145	34.36%
% Change	23.45%	23.45%
(direct) ((none))		
Oct 1, 2008 - Oct 31, 2008	135	24.77%
Sep 1, 2008 - Sep 30, 2008	148	35.07%
% Change	-8.78%	-8.78%
webmail.optuszoo.com.au (referral)		
Oct 1, 2008 - Oct 31, 2008	9	1.65%
Sep 1, 2008 - Sep 30, 2008	0	0.00%
% Change	100.00%	100.00%
facebook.com (referral)		

Keywords	Visits	% visits
woodstock runners		
Oct 1, 2008 - Oct 31, 2008	88	48.62%
Sep 1, 2008 - Sep 30, 2008	42	27.10%
% Change	109.52%	109.52%
thalia anthony		
Oct 1, 2008 - Oct 31, 2008	9	4.97%
Sep 1, 2008 - Sep 30, 2008	4	2.58%
% Change	125.00%	125.00%
woodstock running club		
Oct 1, 2008 - Oct 31, 2008	5	2.76%
Sep 1, 2008 - Sep 30, 2008	6	3.87%
% Change	-16.67%	-16.67%
colin townsend		
Oct 1, 2008 - Oct 31, 2008	4	2.21%
Sep 1, 2008 - Sep 30, 2008	2	1.29%
% Change	100.00%	100.00%
woodstock running		

Oct 1, 2008 - Oct 31, 2008	3	0.55%
Sep 1, 2008 - Sep 30, 2008	0	0.00%
% Change	100.00%	100.00%

Oct 1, 2008 - Oct 31, 2008	4	2.21%
Sep 1, 2008 - Sep 30, 2008	9	5.81%
% Change	-55.56%	-55.56%



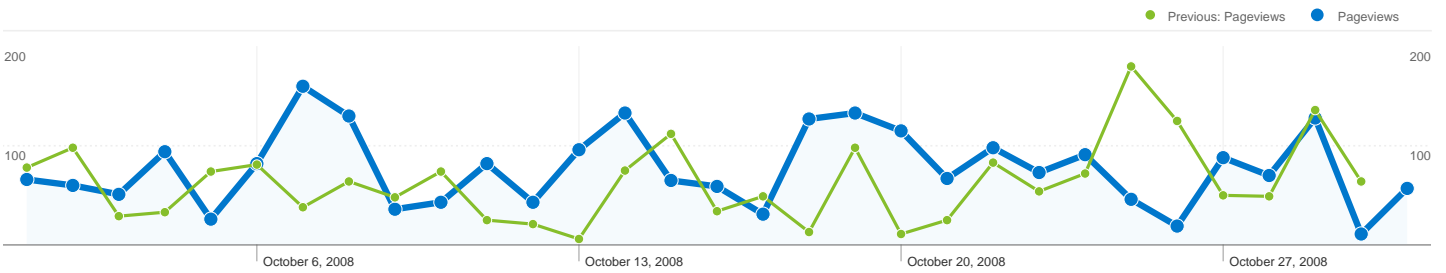
## 545 visits came from 22 countries/territories

### Site Usage

Visits	Pages/Visit	Avg. Time on Site	% New Visits	Bounce Rate	
<b>545</b> Previous: 422 (29.15%)	<b>4.37</b> Previous: 4.50 (-2.96%)	<b>00:05:04</b> Previous: 00:04:36 (9.93%)	<b>44.04%</b> Previous: 49.53% (-11.08%)	<b>39.08%</b> Previous: 41.00% (-4.67%)	
Country/Territory	Visits	Pages/Visit	Avg. Time on Site	% New Visits	Bounce Rate
<b>Australia</b>					
October 1, 2008 - October 31, 2008	<b>490</b>	4.59	00:05:28	39.59%	36.73%
September 1, 2008 - September 30, 2008	<b>386</b>	4.76	00:04:57	46.11%	38.08%
% Change	<b>26.94%</b>	<b>-3.64%</b>	<b>10.42%</b>	<b>-14.14%</b>	<b>-3.54%</b>
<b>(not set)</b>					
October 1, 2008 - October 31, 2008	<b>17</b>	3.88	00:03:41	58.82%	23.53%
September 1, 2008 - September 30, 2008	<b>4</b>	2.00	00:01:01	100.00%	75.00%
% Change	<b>325.00%</b>	<b>94.12%</b>	<b>264.27%</b>	<b>-41.18%</b>	<b>-68.63%</b>
<b>United States</b>					
October 1, 2008 - October 31, 2008	<b>12</b>	1.17	00:00:11	91.67%	83.33%

September 1, 2008 - September 30, 2008	5	1.00	00:00:00	100.00%	100.00%
% Change	140.00%	16.67%	100.00%	-8.33%	-16.67%
<b>Canada</b>					
October 1, 2008 - October 31, 2008	7	2.14	00:00:32	100.00%	57.14%
September 1, 2008 - September 30, 2008	6	1.17	00:00:04	100.00%	83.33%
% Change	16.67%	83.67%	727.33%	0.00%	-31.43%
<b>United Kingdom</b>					
October 1, 2008 - October 31, 2008	5	1.20	00:00:02	100.00%	80.00%
September 1, 2008 - September 30, 2008	5	1.80	00:00:21	100.00%	60.00%
% Change	0.00%	-33.33%	-91.51%	0.00%	33.33%
<b>Singapore</b>					
October 1, 2008 - October 31, 2008	3	2.67	00:03:17	100.00%	66.67%
September 1, 2008 - September 30, 2008	7	3.00	00:03:35	28.57%	28.57%
% Change	-57.14%	-11.11%	-8.40%	250.00%	133.33%
<b>France</b>					
October 1, 2008 - October 31, 2008	2	1.00	00:00:00	100.00%	100.00%
September 1, 2008 - September 30, 2008	2	1.00	00:00:00	100.00%	100.00%
% Change	0.00%	0.00%	0.00%	0.00%	0.00%
<b>Argentina</b>					
October 1, 2008 - October 31, 2008	1	1.00	00:00:00	100.00%	100.00%
September 1, 2008 - September 30, 2008	0	0.00	00:00:00	0.00%	0.00%
% Change	100.00%	100.00%	0.00%	100.00%	100.00%
<b>Sweden</b>					
October 1, 2008 - October 31, 2008	1	11.00	00:03:25	100.00%	0.00%
September 1, 2008 - September 30, 2008	1	1.00	00:00:00	100.00%	100.00%
% Change	0.00%	1,000.00%	100.00%	0.00%	-100.00%
<b>Croatia</b>					
October 1, 2008 - October 31, 2008	1	1.00	00:00:00	100.00%	100.00%
September 1, 2008 - September 30, 2008	0	0.00	00:00:00	0.00%	0.00%
% Change	100.00%	100.00%	0.00%	100.00%	100.00%


1 - 10 of 22



## Pages on this site were viewed a total of 2,380 times

 **2,380 Pageviews**  
Previous: 1,899 (25.33%)

 **1,669 Unique Views**  
Previous: 1,322 (26.25%)

 **39.08% Bounce Rate**  
Previous: 41.00% (-4.67%)

## Top Content

Pages	Pageviews	% Pageviews
<b>/drupal2/index.php</b>		
Oct 1, 2008 - Oct 31, 2008	386	16.22%
Sep 1, 2008 - Sep 30, 2008	284	14.96%
% Change	35.92%	35.92%
<b>/drupal2/</b>		
Oct 1, 2008 - Oct 31, 2008	208	8.74%
Sep 1, 2008 - Sep 30, 2008	135	7.11%
% Change	54.07%	54.07%
<b>/drupal2/node</b>		
Oct 1, 2008 - Oct 31, 2008	78	3.28%
Sep 1, 2008 - Sep 30, 2008	42	2.21%
% Change	85.71%	85.71%
<b>/drupal2/content/summer-2009-calendar</b>		
Oct 1, 2008 - Oct 31, 2008	74	3.11%
Sep 1, 2008 - Sep 30, 2008	31	1.63%
% Change	138.71%	138.71%
<b>/drupal2/content/rankings</b>		

Oct 1, 2008 - Oct 31, 2008	67	2.82%
Sep 1, 2008 - Sep 30, 2008	54	2.84%
% Change	24.07%	24.07%