


### Site Usage

 **422 Visits**


Previous: 493 (-14.40%)

 **41.00% Bounce Rate**

Previous: 40.57% (1.05%)

 **1,899 Pageviews**

Previous: 2,238 (-15.15%)

 **00:04:36 Avg. Time on Site**

Previous: 00:04:17 (7.45%)

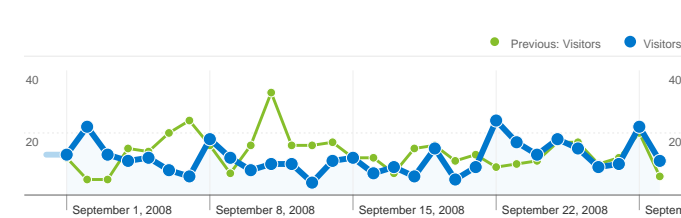
 **4.50 Pages/Visit**

Previous: 4.54 (-0.87%)

 **49.53% % New Visits**

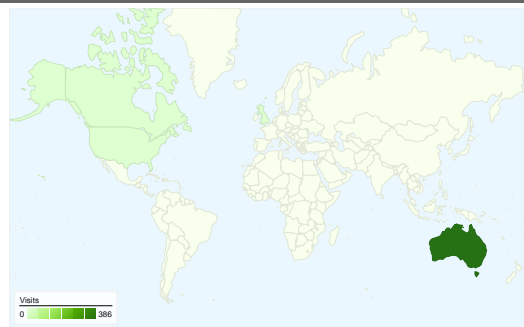
Previous: 59.63% (-16.95%)

### Visitors Overview

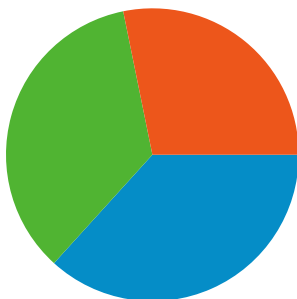


**Visitors**  
**244**

### Map Overlay world

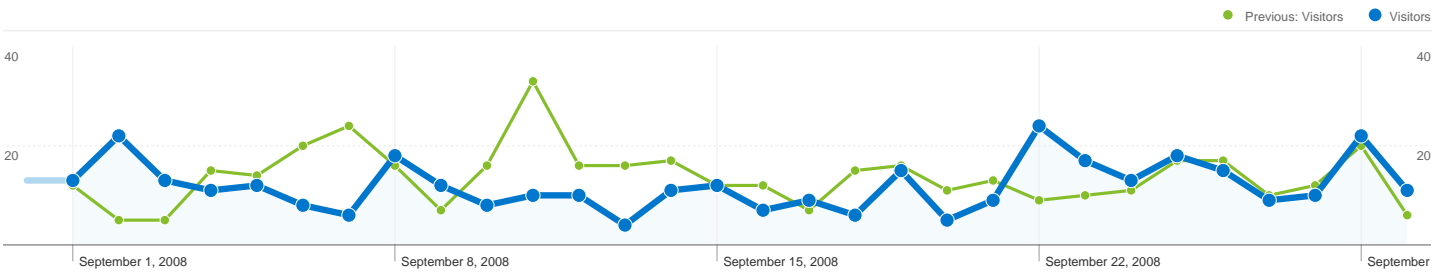


### Traffic Sources Overview



- **Search Engines**  
155.00 (36.73%)
- **Direct Traffic**  
148.00 (35.07%)
- **Referring Sites**  
119.00 (28.20%)

Content Overview		
Pages	Pageviews	% Pageviews
/drupal2/index.php		
Sep 1, 2008 - Sep 30, 2008	284	14.96%
Aug 1, 2008 - Aug 31, 2008	382	17.07%
% Change	-25.65%	-25.65%
/drupal2/		
Sep 1, 2008 - Sep 30, 2008	135	7.11%
Aug 1, 2008 - Aug 31, 2008	171	7.64%
% Change	-21.05%	-21.05%
/drupal2/content/rankings		
Sep 1, 2008 - Sep 30, 2008	54	2.84%
Aug 1, 2008 - Aug 31, 2008	65	2.90%
% Change	-16.92%	-16.92%
/drupal2/photo-gallery		
Sep 1, 2008 - Sep 30, 2008	47	2.47%
Aug 1, 2008 - Aug 31, 2008	61	2.73%
% Change	-22.95%	-22.95%
/drupal2/node		
Sep 1, 2008 - Sep 30, 2008	42	2.21%
Aug 1, 2008 - Aug 31, 2008	46	2.06%
% Change	-8.70%	-8.70%



**244 people visited this site**

**422 Visits**

Previous: 493 (-14.40%)

**244 Absolute Unique Visitors**

Previous: 333 (-26.73%)

**1,899 Pageviews**

Previous: 2,238 (-15.15%)

**4.50 Average Pageviews**

Previous: 4.54 (-0.87%)

**00:04:36 Time on Site**

Previous: 00:04:17 (7.45%)

**41.00% Bounce Rate**

Previous: 40.57% (1.05%)

**49.53% New Visits**

Previous: 59.63% (-16.95%)

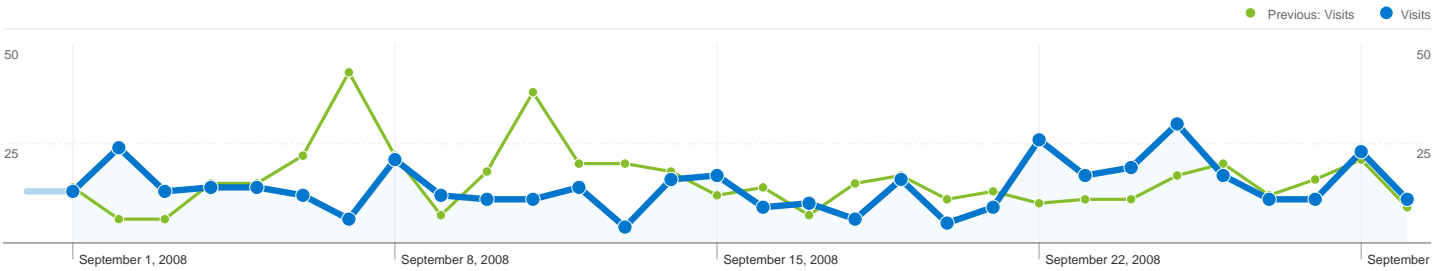
**Technical Profile**

Browser	Visits	% visits
Internet Explorer		
Sep 1, 2008 - Sep 30, 2008	275	65.17%
Aug 1, 2008 - Aug 31, 2008	323	65.52%
% Change	-14.86%	-14.86%
Firefox		
Sep 1, 2008 - Sep 30, 2008	127	30.09%
Aug 1, 2008 - Aug 31, 2008	145	29.41%
% Change	-12.41%	-12.41%




Connection Speed	Visits	% visits
Unknown		
Sep 1, 2008 - Sep 30, 2008	295	69.91%
Aug 1, 2008 - Aug 31, 2008	343	69.57%
% Change	-13.99%	-13.99%
DSL		
Sep 1, 2008 - Sep 30, 2008	77	18.25%
Aug 1, 2008 - Aug 31, 2008	72	14.60%
% Change	6.94%	6.94%

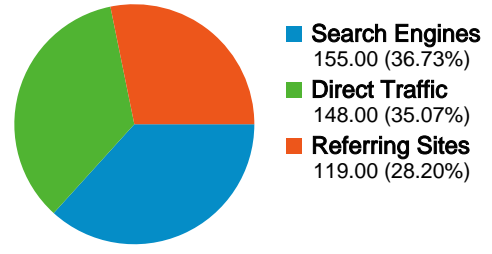
Safari		
Sep 1, 2008 - Sep 30, 2008	16	3.79%
Aug 1, 2008 - Aug 31, 2008	23	4.67%
% Change	-30.43%	-30.43%
Opera		
Sep 1, 2008 - Sep 30, 2008	2	0.47%
Aug 1, 2008 - Aug 31, 2008	0	0.00%
% Change	100.00%	100.00%
Chrome		
Sep 1, 2008 - Sep 30, 2008	1	0.24%
Aug 1, 2008 - Aug 31, 2008	0	0.00%
% Change	100.00%	100.00%

T1		
Sep 1, 2008 - Sep 30, 2008	21	4.98%
Aug 1, 2008 - Aug 31, 2008	31	6.29%
% Change	-32.26%	-32.26%
Cable		
Sep 1, 2008 - Sep 30, 2008	18	4.27%
Aug 1, 2008 - Aug 31, 2008	22	4.46%
% Change	-18.18%	-18.18%
Dialup		
Sep 1, 2008 - Sep 30, 2008	9	2.13%
Aug 1, 2008 - Aug 31, 2008	13	2.64%
% Change	-30.77%	-30.77%



## All traffic sources sent a total of 422 visits

-  **35.07% Direct Traffic**  
Previous: 22.92% (53.01%)
-  **28.20% Referring Sites**  
Previous: 38.54% (-26.83%)
-  **36.73% Search Engines**  
Previous: 38.54% (-4.70%)

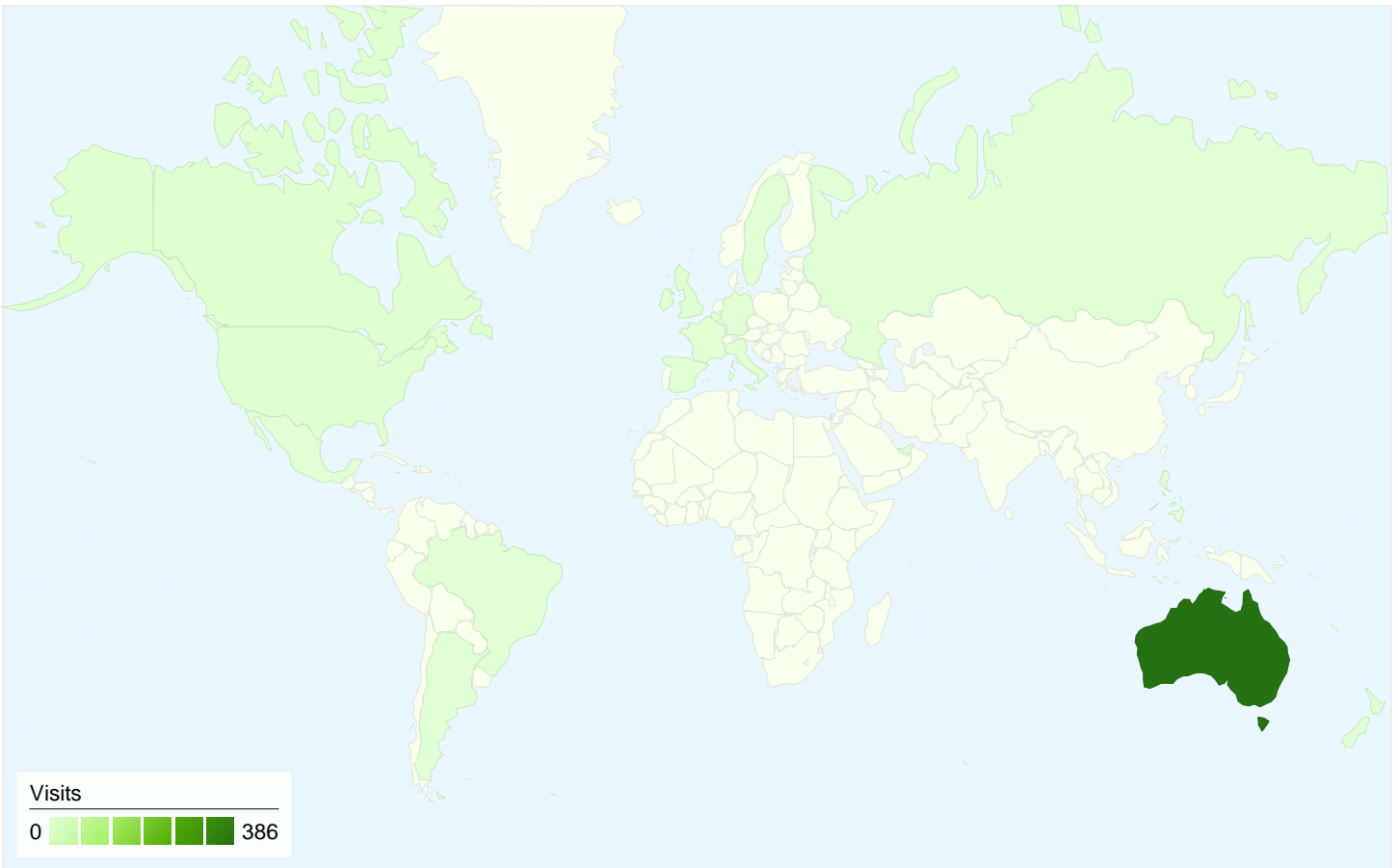


## Top Traffic Sources

Sources	Visits	% visits
(direct) ((none))		
Sep 1, 2008 - Sep 30, 2008	148	35.07%
Aug 1, 2008 - Aug 31, 2008	113	22.92%
% Change	30.97%	30.97%
google (organic)		
Sep 1, 2008 - Sep 30, 2008	145	34.36%
Aug 1, 2008 - Aug 31, 2008	183	37.12%
% Change	-20.77%	-20.77%
coolrunning.com.au (referral)		
Sep 1, 2008 - Sep 30, 2008	113	26.78%
Aug 1, 2008 - Aug 31, 2008	147	29.82%
% Change	-23.13%	-23.13%
live (organic)		
Sep 1, 2008 - Sep 30, 2008	7	1.66%
Aug 1, 2008 - Aug 31, 2008	1	0.20%
% Change	600.00%	600.00%
yahoo (organic)		

Keywords	Visits	% visits
woodstock runners		
Sep 1, 2008 - Sep 30, 2008	42	27.10%
Aug 1, 2008 - Aug 31, 2008	45	23.68%
% Change	-6.67%	-6.67%
woodstock running		
Sep 1, 2008 - Sep 30, 2008	9	5.81%
Aug 1, 2008 - Aug 31, 2008	3	1.58%
% Change	200.00%	200.00%
st george fun run		
Sep 1, 2008 - Sep 30, 2008	6	3.87%
Aug 1, 2008 - Aug 31, 2008	1	0.53%
% Change	500.00%	500.00%
woodstock running club		
Sep 1, 2008 - Sep 30, 2008	6	3.87%
Aug 1, 2008 - Aug 31, 2008	2	1.05%
% Change	200.00%	200.00%
woodstock runner		

Sep 1, 2008 - Sep 30, 2008	2	0.47%	Sep 1, 2008 - Sep 30, 2008	5	3.23%
Aug 1, 2008 - Aug 31, 2008	5	1.01%	Aug 1, 2008 - Aug 31, 2008	1	0.53%
% Change	-60.00%	-60.00%	% Change	400.00%	400.00%



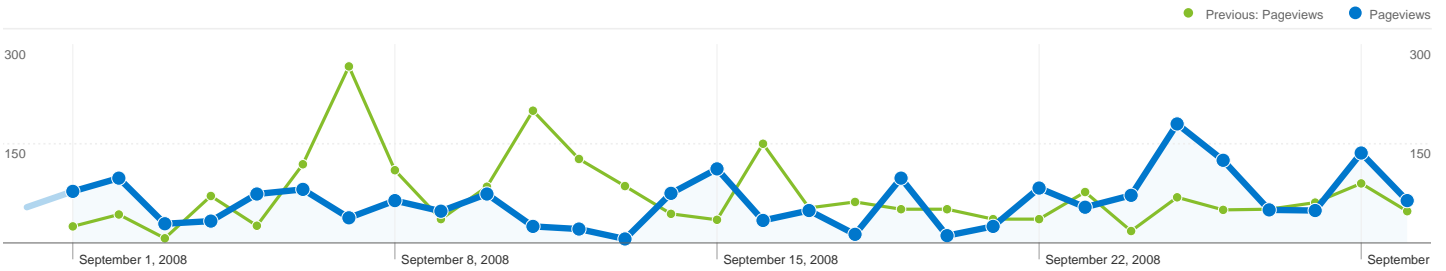
## 422 visits came from 22 countries/territories

### Site Usage

Visits	Pages/Visit	Avg. Time on Site	% New Visits	Bounce Rate	
<b>422</b> Previous: 493 (-14.40%)	<b>4.50</b> Previous: 4.54 (-0.87%)	<b>00:04:36</b> Previous: 00:04:17 (7.45%)	<b>49.53%</b> Previous: 59.63% (-16.95%)	<b>41.00%</b> Previous: 40.57% (1.05%)	
Country/Territory	Visits	Pages/Visit	Avg. Time on Site	% New Visits	Bounce Rate
<b>Australia</b>					
September 1, 2008 - September 30, 2008	<b>386</b>	4.76	00:04:57	46.11%	38.08%
August 1, 2008 - August 31, 2008	<b>453</b>	4.72	00:04:35	56.73%	38.63%
% Change	<b>-14.79%</b>	0.88%	7.95%	<b>-18.72%</b>	-1.42%
<b>Singapore</b>					
September 1, 2008 - September 30, 2008	<b>7</b>	3.00	00:03:35	28.57%	28.57%
August 1, 2008 - August 31, 2008	<b>3</b>	3.33	00:03:13	0.00%	0.00%
% Change	<b>133.33%</b>	<b>-10.00%</b>	11.43%	<b>100.00%</b>	<b>100.00%</b>
<b>Canada</b>					
September 1, 2008 - September 30, 2008	<b>6</b>	1.17	00:00:04	100.00%	83.33%

August 1, 2008 - August 31, 2008	4	10.50	00:04:07	100.00%	25.00%
% Change	50.00%	-88.89%	-98.45%	0.00%	233.33%
<b>United States</b>					
September 1, 2008 - September 30, 2008	5	1.00	00:00:00	100.00%	100.00%
August 1, 2008 - August 31, 2008	12	1.58	00:00:20	100.00%	66.67%
% Change	-58.33%	-36.84%	-100.00%	0.00%	50.00%
<b>United Kingdom</b>					
September 1, 2008 - September 30, 2008	5	1.80	00:00:21	100.00%	60.00%
August 1, 2008 - August 31, 2008	7	1.43	00:00:18	100.00%	71.43%
% Change	-28.57%	26.00%	16.85%	0.00%	-16.00%
<b>(not set)</b>					
September 1, 2008 - September 30, 2008	4	2.00	00:01:01	100.00%	75.00%
August 1, 2008 - August 31, 2008	1	1.00	00:00:00	100.00%	100.00%
% Change	300.00%	100.00%	100.00%	0.00%	-25.00%
<b>France</b>					
September 1, 2008 - September 30, 2008	2	1.00	00:00:00	100.00%	100.00%
August 1, 2008 - August 31, 2008	1	1.00	00:00:00	100.00%	100.00%
% Change	100.00%	0.00%	0.00%	0.00%	0.00%
<b>Belgium</b>					
September 1, 2008 - September 30, 2008	1	1.00	00:00:00	100.00%	100.00%
August 1, 2008 - August 31, 2008	1	2.00	00:00:31	100.00%	0.00%
% Change	0.00%	-50.00%	-100.00%	0.00%	100.00%
<b>Philippines</b>					
September 1, 2008 - September 30, 2008	1	1.00	00:00:00	100.00%	100.00%
August 1, 2008 - August 31, 2008	0	0.00	00:00:00	0.00%	0.00%
% Change	100.00%	100.00%	0.00%	100.00%	100.00%
<b>Germany</b>					
September 1, 2008 - September 30, 2008	1	4.00	00:03:23	100.00%	0.00%
August 1, 2008 - August 31, 2008	0	0.00	00:00:00	0.00%	0.00%
% Change	100.00%	100.00%	100.00%	100.00%	0.00%


1 - 10 of 22



**Pages on this site were viewed a total of 1,899 times**

 **1,899 Pageviews**  
 Previous: 2,238 (-15.15%)

 **1,322 Unique Views**  
 Previous: 1,543 (-14.32%)

 **41.00% Bounce Rate**  
 Previous: 40.57% (1.05%)

**Top Content**

Pages	Pageviews	% Pageviews
<b>/drupal2/index.php</b>		
Sep 1, 2008 - Sep 30, 2008	284	14.96%
Aug 1, 2008 - Aug 31, 2008	382	17.07%
% Change	-25.65%	-25.65%
<b>/drupal2/</b>		
Sep 1, 2008 - Sep 30, 2008	135	7.11%
Aug 1, 2008 - Aug 31, 2008	171	7.64%
% Change	-21.05%	-21.05%
<b>/drupal2/content/rankings</b>		
Sep 1, 2008 - Sep 30, 2008	54	2.84%
Aug 1, 2008 - Aug 31, 2008	65	2.90%
% Change	-16.92%	-16.92%
<b>/drupal2/photo-gallery</b>		
Sep 1, 2008 - Sep 30, 2008	47	2.47%
Aug 1, 2008 - Aug 31, 2008	61	2.73%
% Change	-22.95%	-22.95%
<b>/drupal2/tue_summer_map</b>		

Sep 1, 2008 - Sep 30, 2008	42	2.21%
Aug 1, 2008 - Aug 31, 2008	25	1.12%
% Change	68.00%	68.00%