

Site Usage

493 Visits
Previous: 374 (31.82%)

40.57% Bounce Rate
Previous: 40.37% (0.48%)

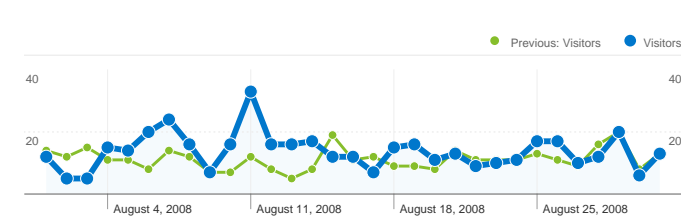
2,238 Pageviews
Previous: 1,433 (56.18%)

00:04:17 Avg. Time on Site
Previous: 00:03:23 (26.63%)

4.54 Pages/Visit
Previous: 3.83 (18.48%)

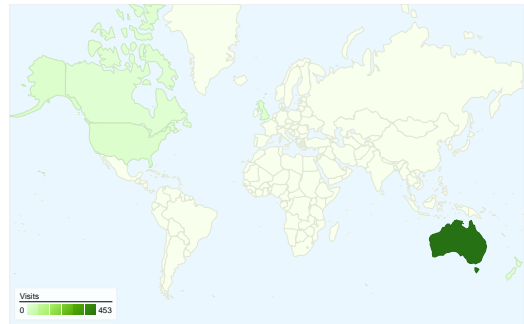
59.63% % New Visits
Previous: 65.51% (-8.97%)

Visitors Overview

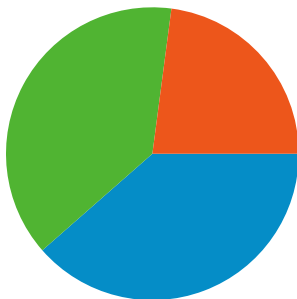


Visitors
333

Map Overlay world

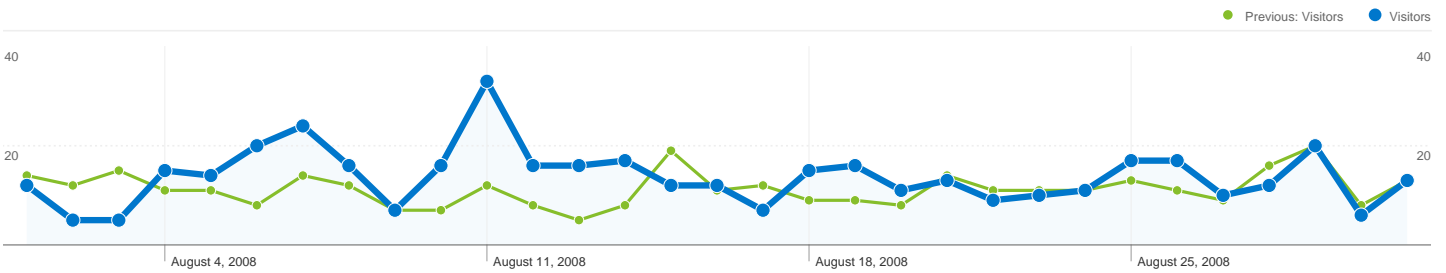


Traffic Sources Overview



- **Referring Sites**
190.00 (38.54%)
- **Search Engines**
190.00 (38.54%)
- **Direct Traffic**
113.00 (22.92%)


Content Overview		
Pages	Pageviews	% Pageviews
/drupal2/index.php		
Aug 1, 2008 - Aug 31, 2008	382	17.07%
Jul 1, 2008 - Jul 31, 2008	315	21.98%
% Change	21.27%	21.27%
/drupal2/		
Aug 1, 2008 - Aug 31, 2008	171	7.64%
Jul 1, 2008 - Jul 31, 2008	69	4.82%
% Change	147.83%	147.83%
/drupal2/content/how-many-city-surfs-including-2008		
Aug 1, 2008 - Aug 31, 2008	96	4.29%
Jul 1, 2008 - Jul 31, 2008	0	0.00%
% Change	100.00%	100.00%
/drupal2/sat_map		
Aug 1, 2008 - Aug 31, 2008	78	3.49%
Jul 1, 2008 - Jul 31, 2008	68	4.75%
% Change	14.71%	14.71%
/drupal2/content/rankings		
Aug 1, 2008 - Aug 31, 2008	65	2.90%
Jul 1, 2008 - Jul 31, 2008	30	2.09%
% Change	116.67%	116.67%





333 people visited this site


 **493 Visits**
 Previous: 374 (31.82%)

 **333 Absolute Unique Visitors**
 Previous: 277 (20.22%)

 **2,238 Pageviews**
 Previous: 1,433 (56.18%)

 **4.54 Average Pageviews**
 Previous: 3.83 (18.48%)

 **00:04:17 Time on Site**
 Previous: 00:03:23 (26.63%)

 **40.57% Bounce Rate**
 Previous: 40.37% (0.48%)

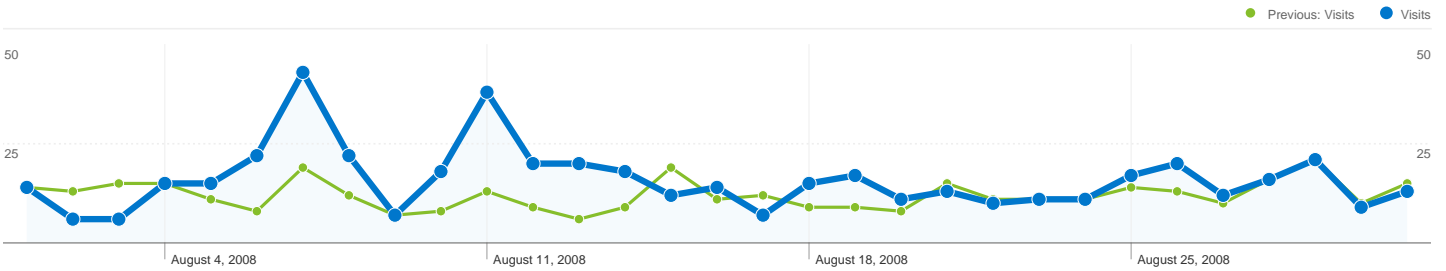
 **59.63% New Visits**
 Previous: 65.51% (-8.97%)

Technical Profile


Browser	Visits	% visits	Connection Speed	Visits	% visits
Internet Explorer			Unknown		
Aug 1, 2008 - Aug 31, 2008	323	65.52%	Aug 1, 2008 - Aug 31, 2008	343	69.57%
Jul 1, 2008 - Jul 31, 2008	245	65.51%	Jul 1, 2008 - Jul 31, 2008	247	66.04%
% Change	31.84%	31.84%	% Change	38.87%	38.87%
Firefox			DSL		
Aug 1, 2008 - Aug 31, 2008	145	29.41%	Aug 1, 2008 - Aug 31, 2008	72	14.60%
Jul 1, 2008 - Jul 31, 2008	106	28.34%	Jul 1, 2008 - Jul 31, 2008	51	13.64%
% Change	36.79%	36.79%	% Change	41.18%	41.18%
Safari			T1		
Aug 1, 2008 - Aug 31, 2008	23	4.67%	Aug 1, 2008 - Aug 31, 2008	31	6.29%
Jul 1, 2008 - Jul 31, 2008	20	5.35%	Jul 1, 2008 - Jul 31, 2008	27	7.22%

% Change	15.00%	15.00%
Camino		
Aug 1, 2008 - Aug 31, 2008	1	0.20%
Jul 1, 2008 - Jul 31, 2008	0	0.00%
% Change	100.00%	100.00%
Netscape		
Aug 1, 2008 - Aug 31, 2008	1	0.20%
Jul 1, 2008 - Jul 31, 2008	0	0.00%
% Change	100.00%	100.00%


% Change	14.81%	14.81%
Cable		
Aug 1, 2008 - Aug 31, 2008	22	4.46%
Jul 1, 2008 - Jul 31, 2008	28	7.49%
% Change	-21.43%	-21.43%
Dialup		
Aug 1, 2008 - Aug 31, 2008	13	2.64%
Jul 1, 2008 - Jul 31, 2008	13	3.48%
% Change	0.00%	0.00%

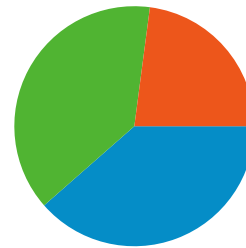


All traffic sources sent a total of 493 visits

 **22.92% Direct Traffic**
Previous: 24.06% (-4.75%)

 **38.54% Referring Sites**
Previous: 35.03% (10.03%)

 **38.54% Search Engines**
Previous: 40.91% (-5.79%)



- **Referring Sites**
190.00 (38.54%)
- **Search Engines**
190.00 (38.54%)
- **Direct Traffic**
113.00 (22.92%)

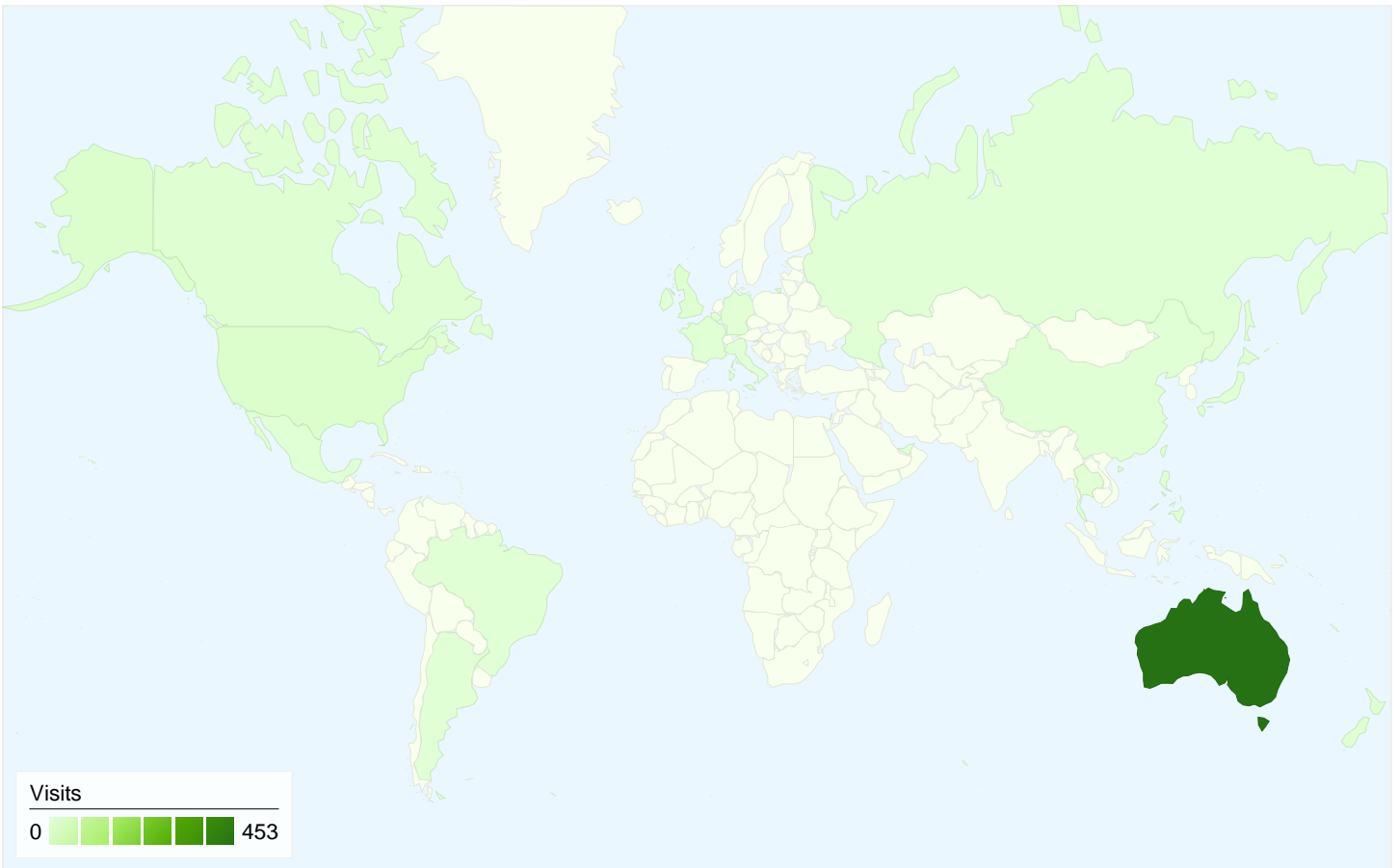
Top Traffic Sources

Sources	Visits	% visits
google (organic)		
Aug 1, 2008 - Aug 31, 2008	183	37.12%
Jul 1, 2008 - Jul 31, 2008	147	39.30%
% Change	24.49%	24.49%
coolrunning.com.au (referral)		
Aug 1, 2008 - Aug 31, 2008	147	29.82%
Jul 1, 2008 - Jul 31, 2008	113	30.21%
% Change	30.09%	30.09%
(direct) ((none))		
Aug 1, 2008 - Aug 31, 2008	113	22.92%
Jul 1, 2008 - Jul 31, 2008	90	24.06%
% Change	25.56%	25.56%
drupal.org (referral)		
Aug 1, 2008 - Aug 31, 2008	14	2.84%
Jul 1, 2008 - Jul 31, 2008	3	0.80%
% Change	366.67%	366.67%
us.mg2.mail.yahoo.com (referral)		
Aug 1, 2008 - Aug 31, 2008	9	1.83%

Keywords	Visits	% visits
woodstock runners		
Aug 1, 2008 - Aug 31, 2008	45	23.68%
Jul 1, 2008 - Jul 31, 2008	36	23.53%
% Change	25.00%	25.00%
nrl footy tips 2008		
Aug 1, 2008 - Aug 31, 2008	6	3.16%
Jul 1, 2008 - Jul 31, 2008	7	4.58%
% Change	-14.29%	-14.29%
thalia anthony		
Aug 1, 2008 - Aug 31, 2008	6	3.16%
Jul 1, 2008 - Jul 31, 2008	1	0.65%
% Change	500.00%	500.00%
2008 nrl footy tips		
Aug 1, 2008 - Aug 31, 2008	4	2.11%
Jul 1, 2008 - Jul 31, 2008	2	1.31%
% Change	100.00%	100.00%
nrl footy tips		
Aug 1, 2008 - Aug 31, 2008	4	2.11%

Jul 1, 2008 - Jul 31, 2008	0	0.00%
% Change	100.00%	100.00%

Jul 1, 2008 - Jul 31, 2008	3	1.96%
% Change	33.33%	33.33%



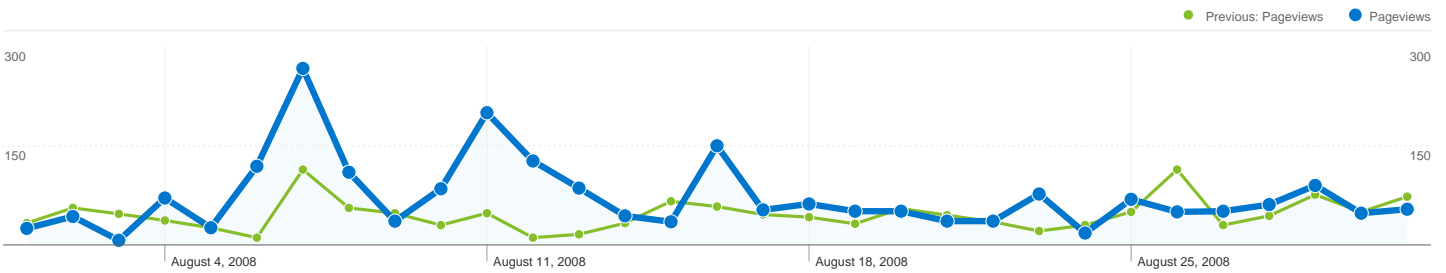
493 visits came from 24 countries/territories

Site Usage


Visits	Pages/Visit	Avg. Time on Site	% New Visits	Bounce Rate	
493 Previous: 374 (31.82%)	4.54 Previous: 3.83 (18.48%)	00:04:17 Previous: 00:03:23 (26.63%)	59.63% Previous: 65.51% (-8.97%)	40.57% Previous: 40.37% (0.48%)	
Country/Territory	Visits	Pages/Visit	Avg. Time on Site	% New Visits	Bounce Rate
Australia					
August 1, 2008 - August 31, 2008	453	4.72	00:04:35	56.73%	38.63%
July 1, 2008 - July 31, 2008	332	3.99	00:03:40	61.14%	37.65%
% Change	36.45%	18.29%	25.21%	-7.22%	2.60%
United States					
August 1, 2008 - August 31, 2008	12	1.58	00:00:20	100.00%	66.67%
July 1, 2008 - July 31, 2008	21	3.29	00:01:24	100.00%	52.38%
% Change	-42.86%	-51.81%	-75.68%	0.00%	27.27%
United Kingdom					
August 1, 2008 - August 31, 2008	7	1.43	00:00:18	100.00%	71.43%

July 1, 2008 - July 31, 2008	8	1.25	00:00:06	100.00%	87.50%
% Change	-12.50%	14.29%	208.81%	0.00%	-18.37%
Canada					
August 1, 2008 - August 31, 2008	4	10.50	00:04:07	100.00%	25.00%
July 1, 2008 - July 31, 2008	4	3.00	00:00:58	100.00%	50.00%
% Change	0.00%	250.00%	324.46%	0.00%	-50.00%
New Zealand					
August 1, 2008 - August 31, 2008	3	1.00	00:00:00	100.00%	100.00%
July 1, 2008 - July 31, 2008	0	0.00	00:00:00	0.00%	0.00%
% Change	100.00%	100.00%	0.00%	100.00%	100.00%
Singapore					
August 1, 2008 - August 31, 2008	3	3.33	00:03:13	0.00%	0.00%
July 1, 2008 - July 31, 2008	0	0.00	00:00:00	0.00%	0.00%
% Change	100.00%	100.00%	100.00%	0.00%	0.00%
Slovenia					
August 1, 2008 - August 31, 2008	1	1.00	00:00:00	100.00%	100.00%
July 1, 2008 - July 31, 2008	0	0.00	00:00:00	0.00%	0.00%
% Change	100.00%	100.00%	0.00%	100.00%	100.00%
Argentina					
August 1, 2008 - August 31, 2008	1	1.00	00:00:00	100.00%	100.00%
July 1, 2008 - July 31, 2008	0	0.00	00:00:00	0.00%	0.00%
% Change	100.00%	100.00%	0.00%	100.00%	100.00%
(not set)					
August 1, 2008 - August 31, 2008	1	1.00	00:00:00	100.00%	100.00%
July 1, 2008 - July 31, 2008	0	0.00	00:00:00	0.00%	0.00%
% Change	100.00%	100.00%	0.00%	100.00%	100.00%
France					
August 1, 2008 - August 31, 2008	1	1.00	00:00:00	100.00%	100.00%
July 1, 2008 - July 31, 2008	0	0.00	00:00:00	0.00%	0.00%
% Change	100.00%	100.00%	0.00%	100.00%	100.00%


1 - 10 of 24



Pages on this site were viewed a total of 2,238 times

 **2,238 Pageviews**
Previous: 1,433 (56.18%)

 **1,543 Unique Views**
Previous: 1,025 (50.54%)

 **40.57% Bounce Rate**
Previous: 40.37% (0.48%)

Top Content

Pages	Pageviews	% Pageviews
/drupal2/index.php		
Aug 1, 2008 - Aug 31, 2008	382	17.07%
Jul 1, 2008 - Jul 31, 2008	315	21.98%
% Change	21.27%	21.27%
/drupal2/		
Aug 1, 2008 - Aug 31, 2008	171	7.64%
Jul 1, 2008 - Jul 31, 2008	69	4.82%
% Change	147.83%	147.83%
/drupal2/content/how-many-city-surfs-including-2008		
Aug 1, 2008 - Aug 31, 2008	96	4.29%
Jul 1, 2008 - Jul 31, 2008	0	0.00%
% Change	100.00%	100.00%
/drupal2/sat_map		
Aug 1, 2008 - Aug 31, 2008	78	3.49%
Jul 1, 2008 - Jul 31, 2008	68	4.75%
% Change	14.71%	14.71%
/drupal2/content/rankings		
Aug 1, 2008 - Aug 31, 2008	65	2.90%

Jul 1, 2008 - Jul 31, 2008	30	2.09%
% Change	116.67%	116.67%