



### Site Usage


 **400 Visits**  
Previous: 531 (-24.67%)

 **42.50% Bounce Rate**  
Previous: 56.12% (-24.27%)

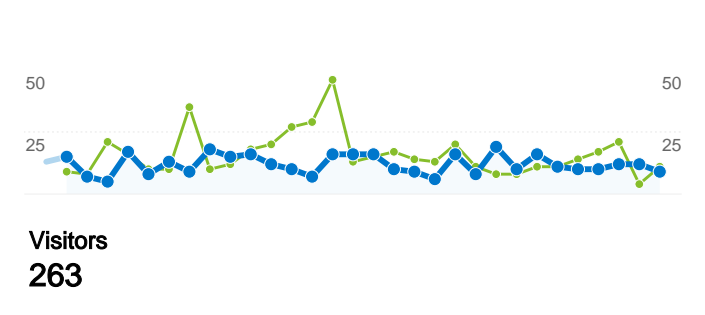
 **1,650 Pageviews**  
Previous: 1,915 (-13.84%)

 **00:03:28 Avg. Time on Site**  
Previous: 00:03:08 (10.84%)

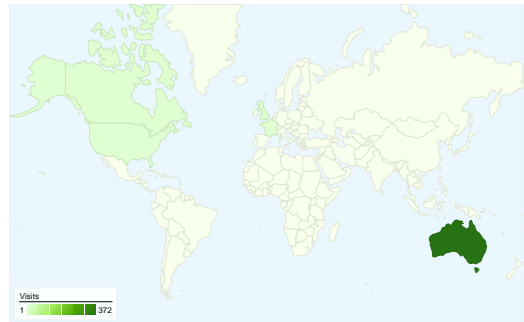
 **4.12 Pages/Visit**  
Previous: 3.61 (14.38%)

 **57.00% % New Visits**  
Previous: 64.22% (-11.24%)

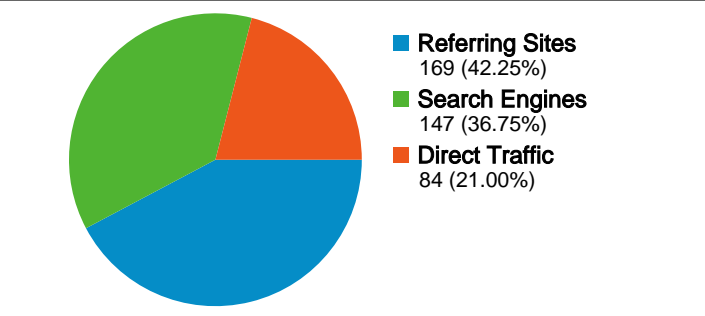
### Visitors Overview



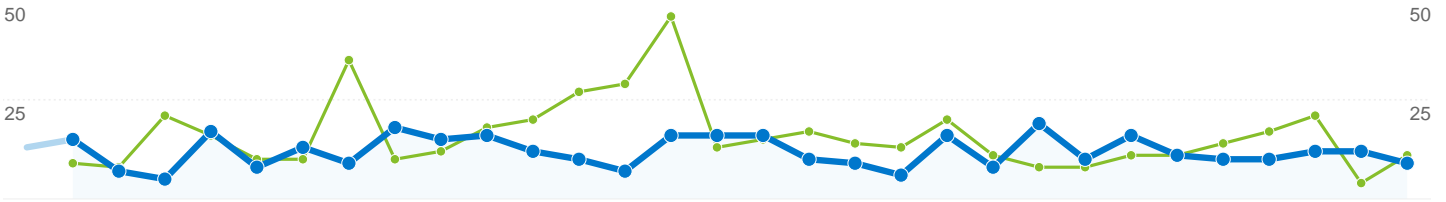
### Map Overlay world



### Traffic Sources Overview



Content Overview		
Pages	Pageviews	% Pageviews
/drupal2/index.php		
Mar 1, 2008 - Mar 31, 2008	369	19.27%
Apr 1, 2008 - Apr 30, 2008	328	19.88%
% Change	-11.11%	-11.11%
/drupal2/		
Mar 1, 2008 - Mar 31, 2008	93	4.86%
Apr 1, 2008 - Apr 30, 2008	108	6.55%
% Change	16.13%	16.13%
/drupal2/content/rankings		
Mar 1, 2008 - Mar 31, 2008	7	0.37%
Apr 1, 2008 - Apr 30, 2008	95	5.76%
% Change	1,257.14%	1,257.14%
/drupal2/content/winter-2008-calendar		
Mar 1, 2008 - Mar 31, 2008	6	0.31%
Apr 1, 2008 - Apr 30, 2008	81	4.91%
% Change	1,250.00%	1,250.00%
/drupal2/sat_map		
Mar 1, 2008 - Mar 31, 2008	52	2.72%
Apr 1, 2008 - Apr 30, 2008	58	3.52%
% Change	11.54%	11.54%



### 263 people visited this site



**400 Visits**

Previous: 531 (-24.67%)



**263 Absolute Unique Visitors**

Previous: 382 (-31.15%)



**1,650 Pageviews**

Previous: 1,915 (-13.84%)



**4.12 Average Pageviews**

Previous: 3.61 (14.38%)



**00:03:28 Time on Site**

Previous: 00:03:08 (10.84%)



**42.50% Bounce Rate**

Previous: 56.12% (-24.27%)



**57.00% New Visits**

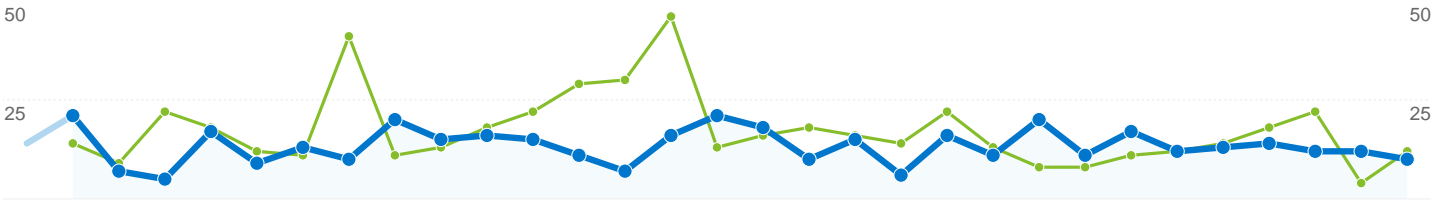
Previous: 64.41% (-11.50%)

### Technical Profile


Browser	Visits	% visits	Connection Speed	Visits	% visits
Internet Explorer			Unknown		
Mar 1, 2008 - Mar 31, 2008	366	68.93%	Mar 1, 2008 - Mar 31, 2008	379	71.37%
Apr 1, 2008 - Apr 30, 2008	283	70.75%	Apr 1, 2008 - Apr 30, 2008	295	73.75%
% Change	-22.68%	-22.68%	% Change	-22.16%	-22.16%
Firefox			DSL		
Mar 1, 2008 - Mar 31, 2008	132	24.86%	Mar 1, 2008 - Mar 31, 2008	70	13.18%
Apr 1, 2008 - Apr 30, 2008	98	24.50%	Apr 1, 2008 - Apr 30, 2008	49	12.25%
% Change	-25.76%	-25.76%	% Change	-30.00%	-30.00%
Safari			Cable		
Mar 1, 2008 - Mar 31, 2008	24	4.52%	Mar 1, 2008 - Mar 31, 2008	28	5.27%
Apr 1, 2008 - Apr 30, 2008	15	3.75%	Apr 1, 2008 - Apr 30, 2008	22	5.50%

% Change	-37.50%	-37.50%
Konqueror		
Mar 1, 2008 - Mar 31, 2008	5	0.94%
Apr 1, 2008 - Apr 30, 2008	3	0.75%
% Change	-40.00%	-40.00%
Opera		
Mar 1, 2008 - Mar 31, 2008	1	0.19%
Apr 1, 2008 - Apr 30, 2008	1	0.25%
% Change	0.00%	0.00%


% Change	-21.43%	-21.43%
T1		
Mar 1, 2008 - Mar 31, 2008	30	5.65%
Apr 1, 2008 - Apr 30, 2008	21	5.25%
% Change	-30.00%	-30.00%
Dialup		
Mar 1, 2008 - Mar 31, 2008	19	3.58%
Apr 1, 2008 - Apr 30, 2008	12	3.00%
% Change	-36.84%	-36.84%

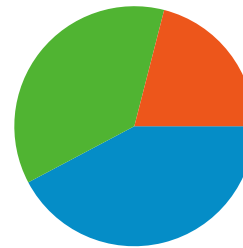


## All traffic sources sent a total of 400 visits

 **21.00% Direct Traffic**  
Previous: 22.98% (-8.60%)

 **42.25% Referring Sites**  
Previous: 34.46% (22.59%)

 **36.75% Search Engines**  
Previous: 42.56% (-13.65%)



- **Referring Sites**  
169 (42.25%)
- **Search Engines**  
147 (36.75%)
- **Direct Traffic**  
84 (21.00%)

## Top Traffic Sources

Sources	Visits	% visits
google (organic)		
Mar 1, 2008 - Mar 31, 2008	222	41.81%
Apr 1, 2008 - Apr 30, 2008	144	36.00%
% Change	-35.14%	-35.14%
coolrunning.com.au (referral)		
Mar 1, 2008 - Mar 31, 2008	141	26.55%
Apr 1, 2008 - Apr 30, 2008	143	35.75%
% Change	1.42%	1.42%
(direct) ((none))		
Mar 1, 2008 - Mar 31, 2008	122	22.98%
Apr 1, 2008 - Apr 30, 2008	84	21.00%
% Change	-31.15%	-31.15%
by102w.bay102.mail.live.com (referral)		
Mar 1, 2008 - Mar 31, 2008	12	2.26%
Apr 1, 2008 - Apr 30, 2008	12	3.00%
% Change	0.00%	0.00%
drupal.org (referral)		
Mar 1, 2008 - Mar 31, 2008	8	1.51%

Keywords	Visits	% visits
woodstock runners		
Mar 1, 2008 - Mar 31, 2008	19	8.41%
Apr 1, 2008 - Apr 30, 2008	28	19.05%
% Change	47.37%	47.37%
nrl footy tips 2008		
Mar 1, 2008 - Mar 31, 2008	16	7.08%
Apr 1, 2008 - Apr 30, 2008	9	6.12%
% Change	-43.75%	-43.75%
anzac day run		
Mar 1, 2008 - Mar 31, 2008	0	0.00%
Apr 1, 2008 - Apr 30, 2008	5	3.40%
% Change	0.00%	0.00%
brendan davies		
Mar 1, 2008 - Mar 31, 2008	0	0.00%
Apr 1, 2008 - Apr 30, 2008	4	2.72%
% Change	0.00%	0.00%
anzac day 08		
Mar 1, 2008 - Mar 31, 2008	0	0.00%

---

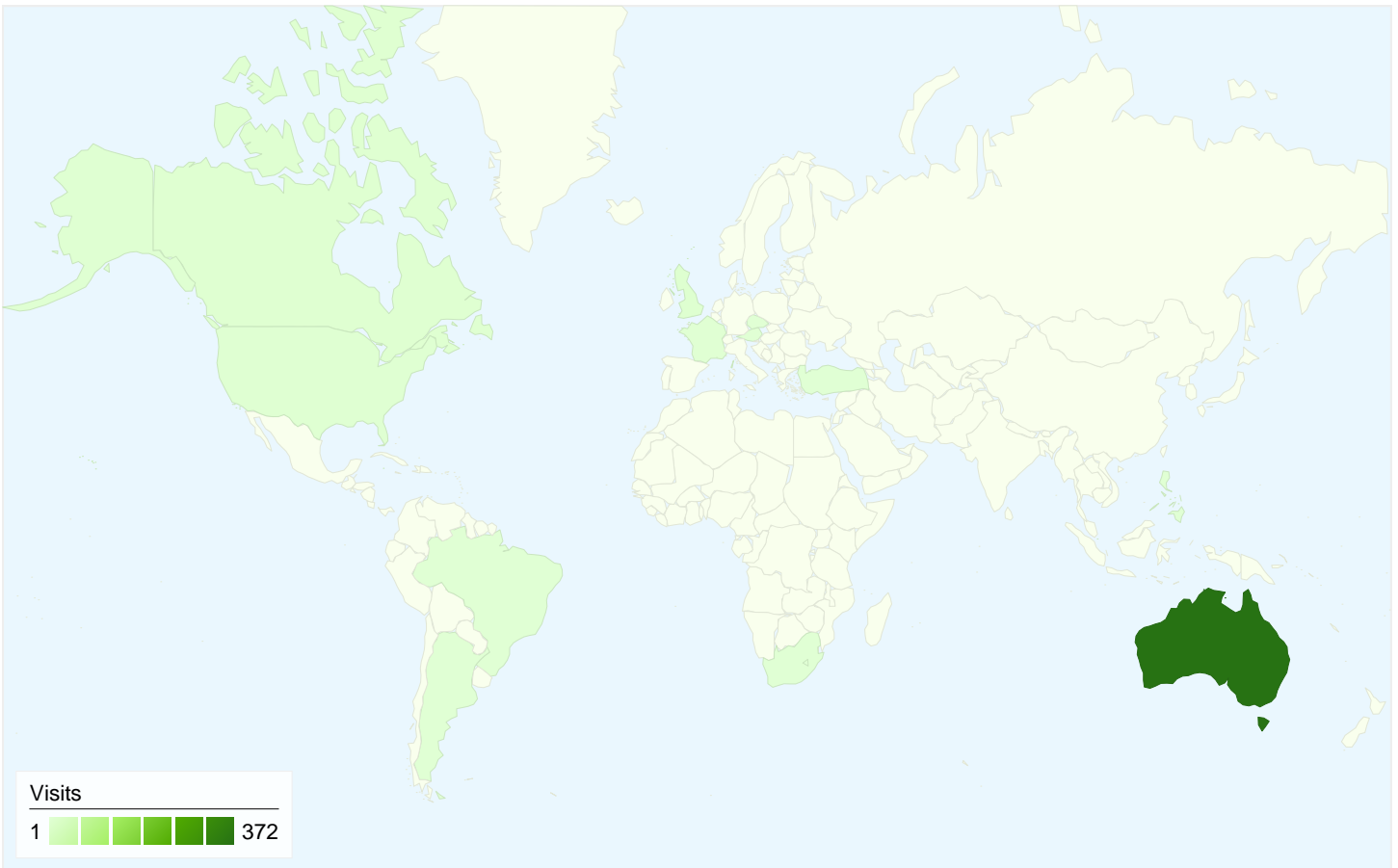
Apr 1, 2008 - Apr 30, 2008	3	0.75%
% Change	-62.50%	-62.50%

---

---

Apr 1, 2008 - Apr 30, 2008	3	2.04%
% Change	0.00%	0.00%

---



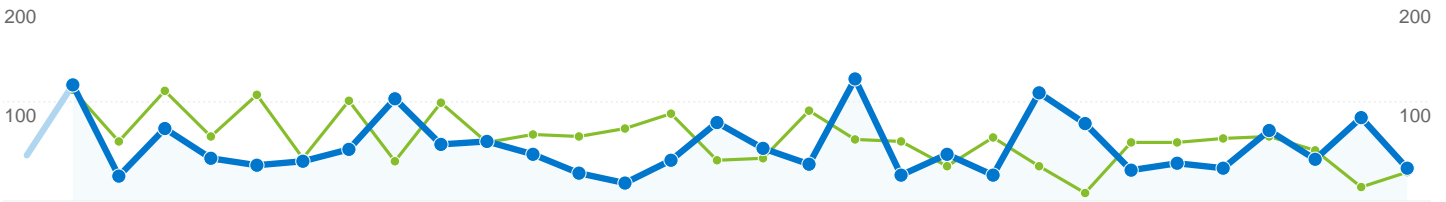
## 400 visits came from 14 countries/territories

### Site Usage


<b>Visits</b> <b>400</b> Previous: 531 (-24.67%)	<b>Pages/Visit</b> <b>4.12</b> Previous: 3.61 (14.38%)	<b>Avg. Time on Site</b> <b>00:03:28</b> Previous: 00:03:08 (10.84%)	<b>% New Visits</b> <b>57.00%</b> Previous: 64.41% (-11.50%)	<b>Bounce Rate</b> <b>42.50%</b> Previous: 56.12% (-24.27%)	
Country/Territory	Visits	Pages/Visit	Avg. Time on Site	% New Visits	Bounce Rate
<b>Australia</b>					
Mar 1, 2008 - Mar 31, 2008	493	3.75	00:03:14	62.27%	54.56%
Apr 1, 2008 - Apr 30, 2008	372	4.26	00:03:38	54.30%	40.32%
% Change	-24.54%	13.54%	12.34%	-12.80%	-26.10%
<b>United Kingdom</b>					
Mar 1, 2008 - Mar 31, 2008	6	1.50	00:05:15	66.67%	83.33%
Apr 1, 2008 - Apr 30, 2008	6	4.50	00:01:15	83.33%	50.00%
% Change	0.00%	200.00%	-76.11%	25.00%	-40.00%
<b>Canada</b>					
Mar 1, 2008 - Mar 31, 2008	3	3.33	00:04:49	100.00%	66.67%


Apr 1, 2008 - Apr 30, 2008	5	1.20	00:00:11	100.00%	80.00%
% Change	66.67%	-64.00%	-96.05%	0.00%	20.00%
<b>United States</b>					
Mar 1, 2008 - Mar 31, 2008	14	1.14	00:00:03	100.00%	92.86%
Apr 1, 2008 - Apr 30, 2008	4	1.75	00:00:53	100.00%	50.00%
% Change	-71.43%	53.13%	1,445.83%	0.00%	-46.15%
<b>France</b>					
Mar 1, 2008 - Mar 31, 2008	5	1.00	00:00:00	100.00%	100.00%
Apr 1, 2008 - Apr 30, 2008	3	1.00	00:00:00	100.00%	100.00%
% Change	-40.00%	0.00%	0.00%	0.00%	0.00%
<b>Philippines</b>					
Mar 1, 2008 - Mar 31, 2008	0	0.00	00:00:00	0.00%	0.00%
Apr 1, 2008 - Apr 30, 2008	2	1.00	00:00:00	50.00%	100.00%
% Change	100.00%	100.00%	0.00%	100.00%	100.00%
<b>Turkey</b>					
Mar 1, 2008 - Mar 31, 2008	1	1.00	00:00:00	100.00%	100.00%
Apr 1, 2008 - Apr 30, 2008	1	1.00	00:00:00	100.00%	100.00%
% Change	0.00%	0.00%	0.00%	0.00%	0.00%
<b>Brazil</b>					
Mar 1, 2008 - Mar 31, 2008	0	0.00	00:00:00	0.00%	0.00%
Apr 1, 2008 - Apr 30, 2008	1	1.00	00:00:00	100.00%	100.00%
% Change	100.00%	100.00%	0.00%	100.00%	100.00%
<b>Czech Republic</b>					
Mar 1, 2008 - Mar 31, 2008	0	0.00	00:00:00	0.00%	0.00%
Apr 1, 2008 - Apr 30, 2008	1	1.00	00:00:00	100.00%	100.00%
% Change	100.00%	100.00%	0.00%	100.00%	100.00%
<b>Singapore</b>					
Mar 1, 2008 - Mar 31, 2008	0	0.00	00:00:00	0.00%	0.00%
Apr 1, 2008 - Apr 30, 2008	1	7.00	00:24:28	100.00%	0.00%
% Change	100.00%	100.00%	100.00%	100.00%	0.00%


1 - 10 of 14



## Pages on this site were viewed a total of 1,650 times

 **1,650 Pageviews**  
Previous: 1,915 (-13.84%)

 **1,081 Unique Views**  
Previous: 1,389 (-22.17%)

 **42.50% Bounce Rate**  
Previous: 56.12% (-24.27%)

## Top Content

Pages	Pageviews	% Pageviews
<b>/drupal2/index.php</b>		
Mar 1, 2008 - Mar 31, 2008	369	19.27%
Apr 1, 2008 - Apr 30, 2008	328	19.88%
% Change	-11.11%	-11.11%
<b>/drupal2/</b>		
Mar 1, 2008 - Mar 31, 2008	93	4.86%
Apr 1, 2008 - Apr 30, 2008	108	6.55%
% Change	16.13%	16.13%
<b>/drupal2/content/rankings</b>		
Mar 1, 2008 - Mar 31, 2008	7	0.37%
Apr 1, 2008 - Apr 30, 2008	95	5.76%
% Change	1,257.14%	1,257.14%
<b>/drupal2/content/winter-2008-calendar</b>		
Mar 1, 2008 - Mar 31, 2008	6	0.31%
Apr 1, 2008 - Apr 30, 2008	81	4.91%
% Change	1,250.00%	1,250.00%
<b>/drupal2/sat_map</b>		
Mar 1, 2008 - Mar 31, 2008	52	2.72%

Apr 1, 2008 - Apr 30, 2008	58	3.52%
% Change	11.54%	11.54%